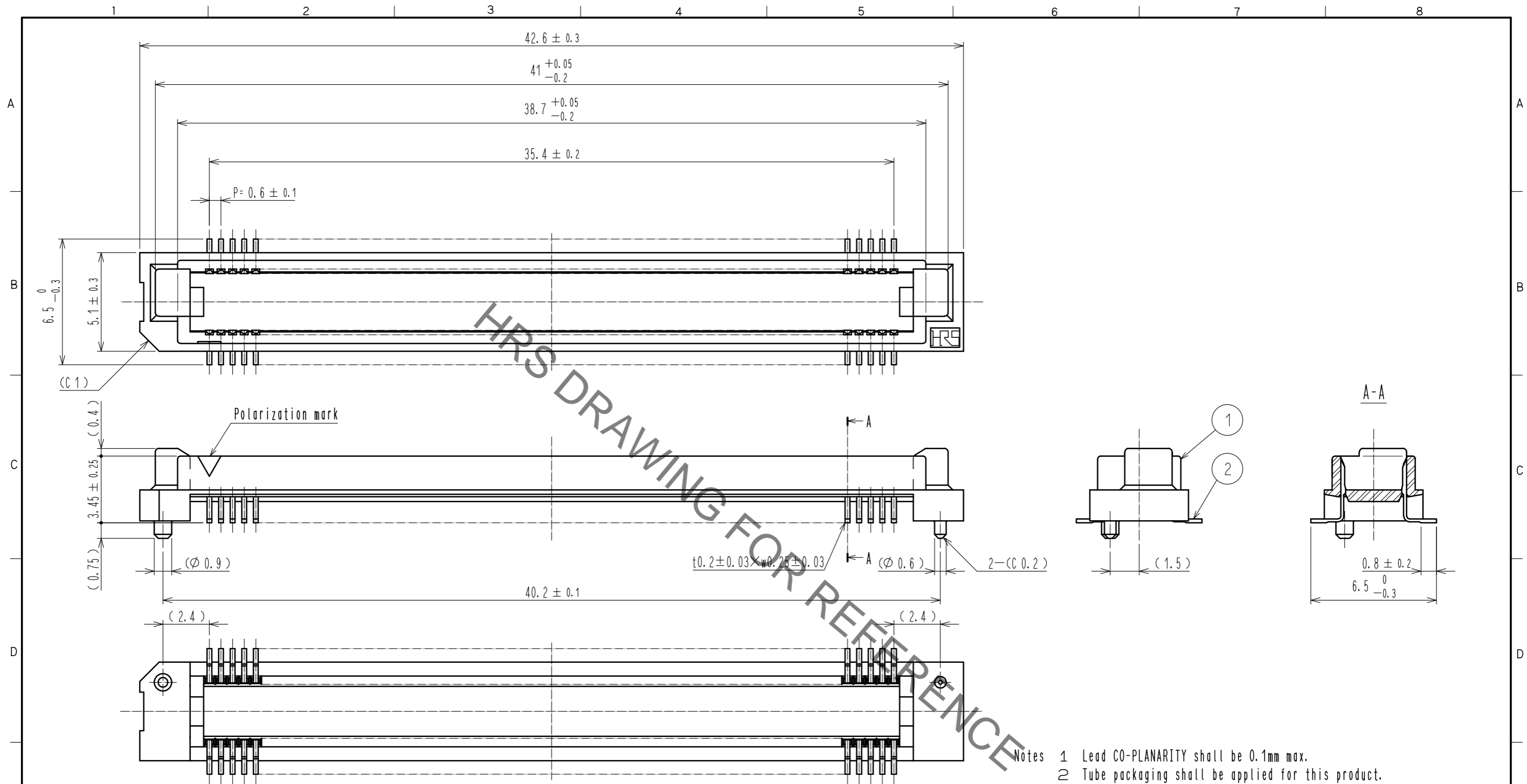
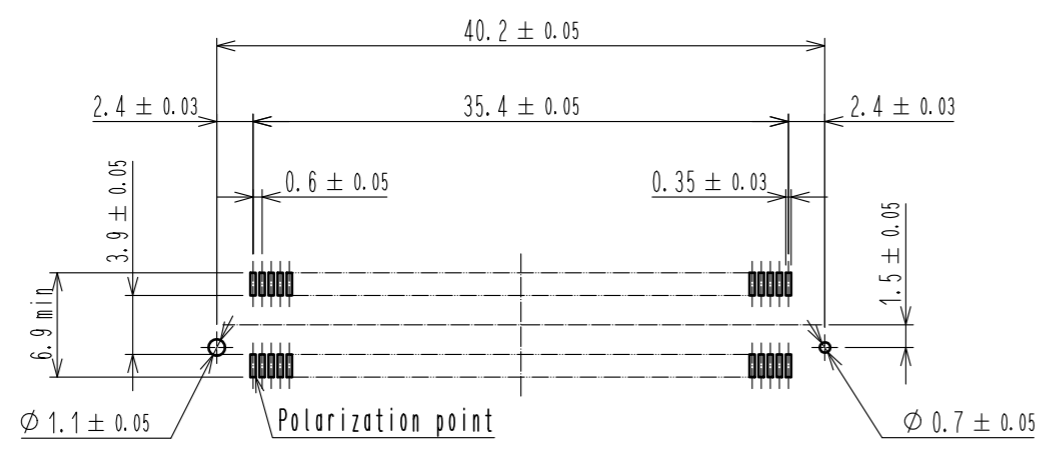


May.1.2023 Copyright 2023 HIROSE ELECTRIC CO., LTD. All Rights Reserved.
In case of consideration for using Automotive equipment / device which demand high reliability, kindly contact our sales window correspondents.



Recommended P.C.B land pattern (mount side) (2:1)




- Notes
- 1 Lead CO-PLANARITY shall be 0.1mm max.
 - 2 Tube packaging shall be applied for this product. See next page for details.
 - 3 For modification, etc., preventive hole for sink mark may be added according to circumstances.
 - 4 The dimensions in parentheses are for reference.

2	PHOSPHOR BRONZE	Contact area : Gold 0.1μm min.					
		Lead area : Tin plating 1μm min.					
		Under plating : Nickel 1μm min.	4	POLYVINYL CHLORIDE	Stopper		
1	PPS	Light brown (UL94V-0)	3	POLYVINYL CHLORIDE	Tube		
NO.	MATERIAL	FINISH . REMARKS	NO.	MATERIAL	FINISH . REMARKS		
UNITS		SCALE	COUNT	DESCRIPTION OF REVISIONS		DESIGNED	CHECKED
mm		5 : 1	1	DIS-F-00006411		KS. NAKAJIMA	HT. YAMAGUCHI
		APPROVED : HS. OKAWA	20070323	DRAWING NO.		EDC-150572-91-21	
		CHECKED : HS. OZAWA	20070322	PART NO.		FX8-120P-SV1(C91)	
HIROSE ELECTRIC CO., LTD.		DESIGNED : KT. DOI	20070322	CODE NO.		CL578-0046-4-91	
		DRAWN : TS. MIYAKI	20070320				

May.1.2023 Copyright 2023 HIROSE ELECTRIC CO., LTD. All Rights Reserved.
In case of consideration for using Automotive equipment / device which demand high reliability, kindly contact our sales window correspondents.

Drawing for packing



HRS DRAWING FOR REFERENCE

Notes 5 1 tube : 12 connectors.

HRS	DRAWING NO.	EDC-150572-91-21
	PART NO.	FX8-120P-SV1(91)
	CODE NO.	CL578-0046-4-91

2/3

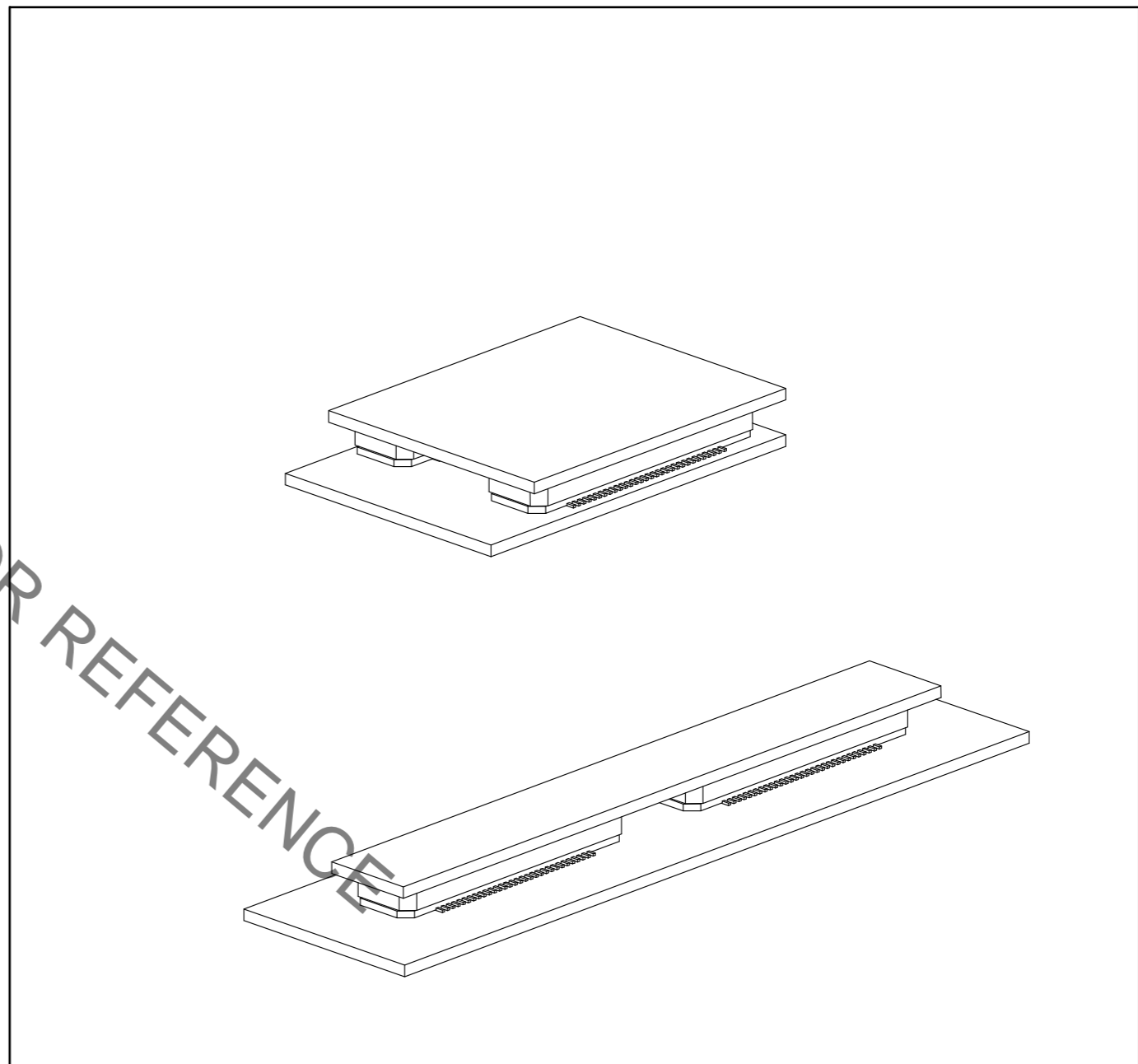
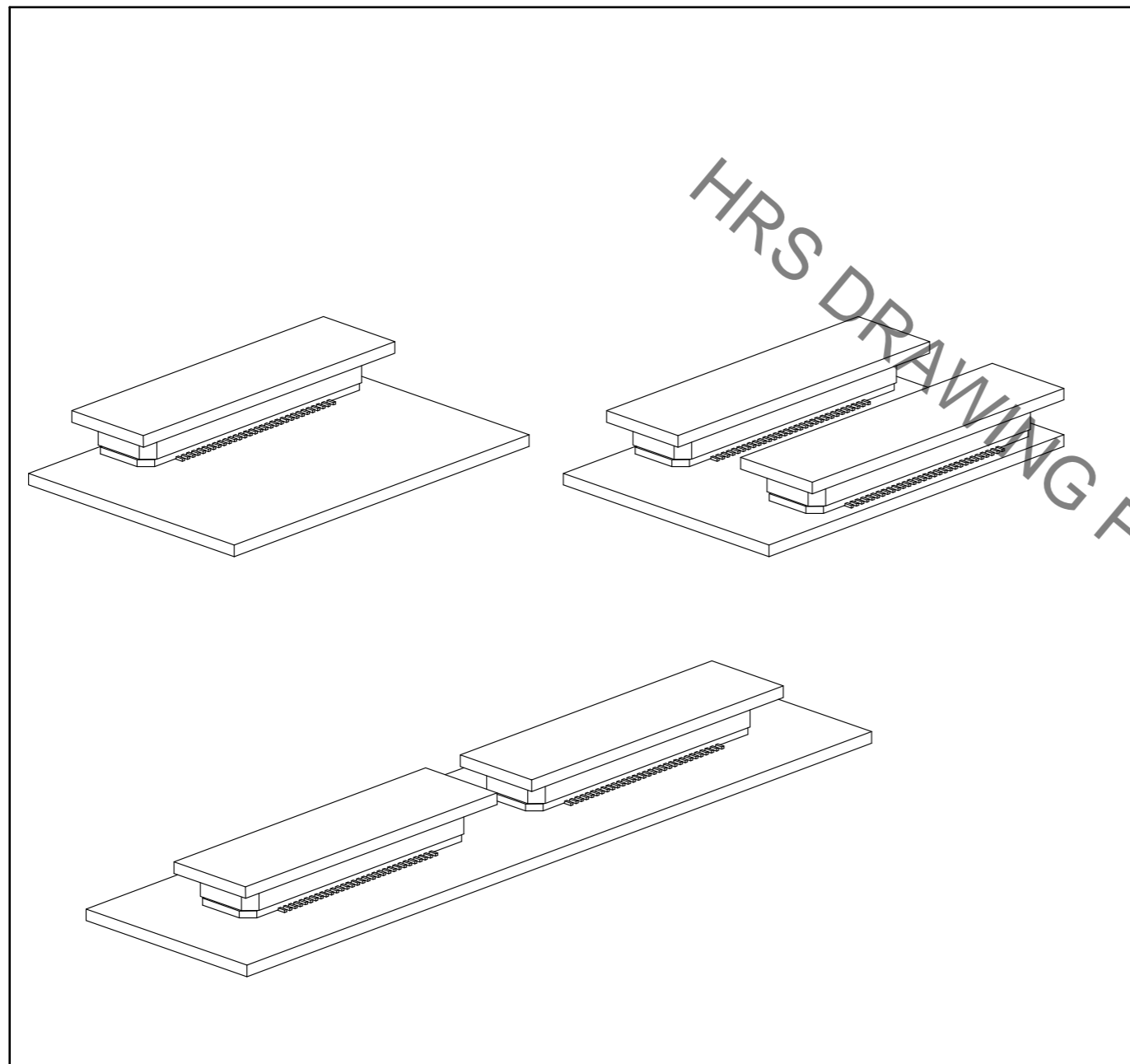
May.1.2023 Copyright 2023 HIROSE ELECTRIC CO., LTD. All Rights Reserved.
In case of consideration for using Automotive equipment / device which demand high reliability, kindly contact our sales window correspondents.

【 Precaution 】

When a board with multiple connectors mounted is mated, the connector may be damaged or deformed.
Please divide one side of the board so only one connector is mated per board.

OK

NG



HRS DRAWING FOR REFERENCE

HRS	DRAWING NO.	EDC-150572-91-21
	PART NO.	FX8-120P-SV1(91)
	CODE NO.	CL578-0046-4-91
		3/3