


**HiTemp ETX Series Thermoelectric Cooler**

The ETX14-3-F1-3030-TB-EP-W6 high temperature, high-performance thermoelectric cooler uses Laird Thermal Systems' enhanced thermoelectric module construction preventing performance degrading diffusion, which is common in standard grade thermoelectric coolers operating in high temperature environments exceeding 80 °C. It has a maximum Qc of 33.8 Watts when ΔT = 0 and a maximum ΔT of 83.2 °C at Qc = 0.

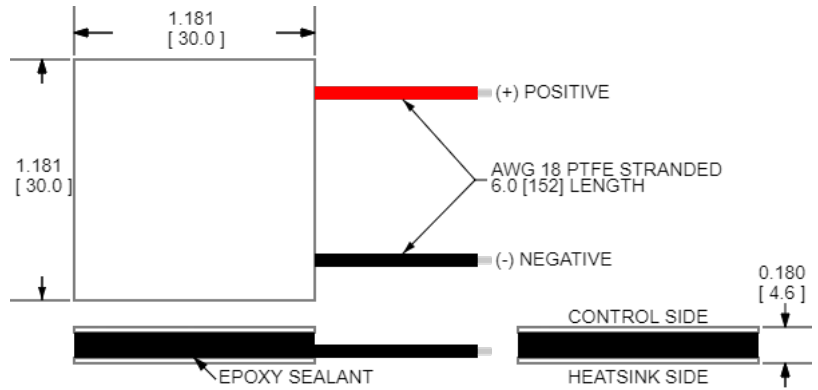


**Features**

- High-temperature operation
- Reliable solid-state
- No sound or vibration
- Environmentally-friendly
- RoHS-compliant

**Applications**

- Peltier Cooling for Refrigerated Centrifuges
- Peltier Cooling for Machine Vision
- Thermoelectric Cooling for CMOS Sensors
- Cooling Solutions for Autonomous Systems
- Peltier Cooling for Digital Light Processors
- Heating and Cooling for Liquid Chromatography Systems
- Thermoelectric Cooling for Security Cameras



CERAMIC MATERIAL: Al<sub>2</sub>O<sub>3</sub>

SOLDER CONSTRUCTION: 232°C, SbSn

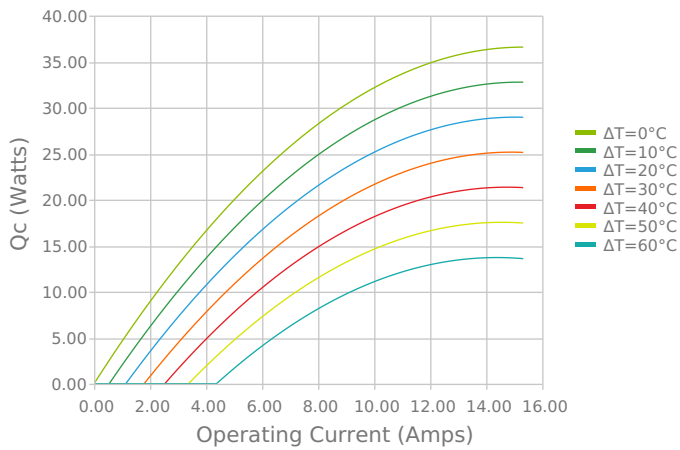
INCHES [ MM ]

Note: Allow 0.020 in [0.5 mm] around perimeter of the thermoelectric cooler and lead wire attachment to accommodate sealant

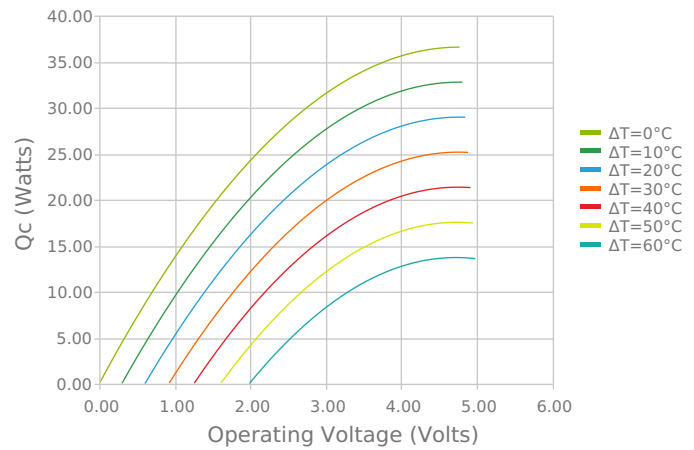
**ELECTRICAL AND THERMAL PERFORMANCE**

For maximum performance, be sure to orient the CONTROL side of the TEC against the application to be managed and the HEATSINK side against the heat sink or other heat rejection method. The CONTROL side is always opposite the side with lead attachments. Lead attachment is a passive heat loss and less impactful if located on the side that attaches to the heat exchanger.

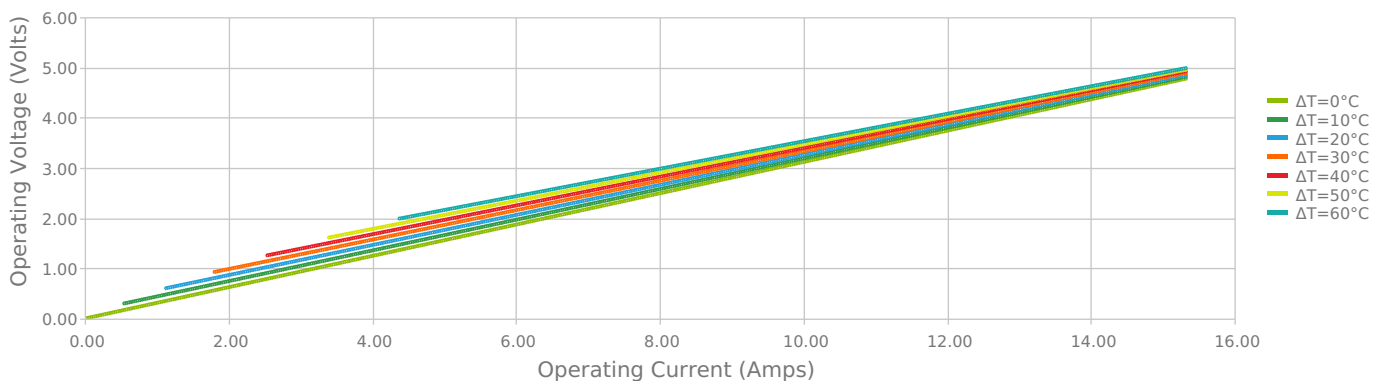
Heat Pumped at Cold Side  
 Thot = 85 °C



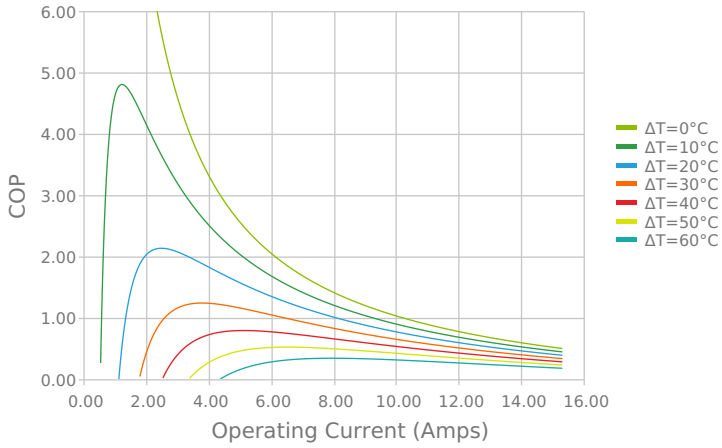
Heat Pumped at Cold Side  
 Thot = 85 °C



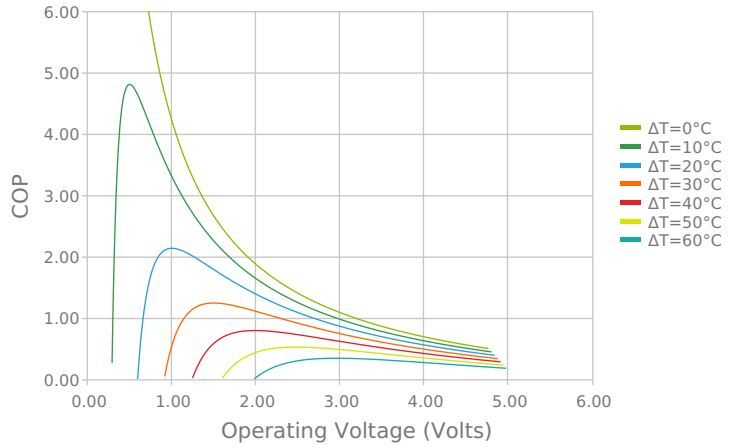
Current vs Voltage (I vs V)  
 Thot = 85 °C



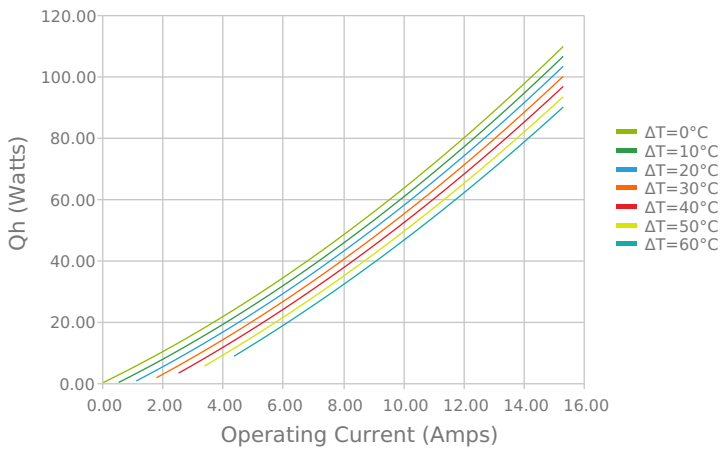
Coefficient of Performance (COP = Qc/Pin)  
 Thot = 85 °C



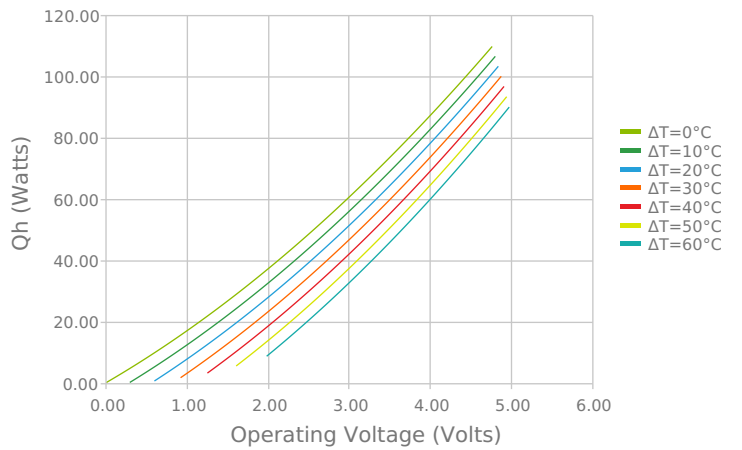
Coefficient of Performance (COP = Qc/Pin)  
 Thot = 85 °C



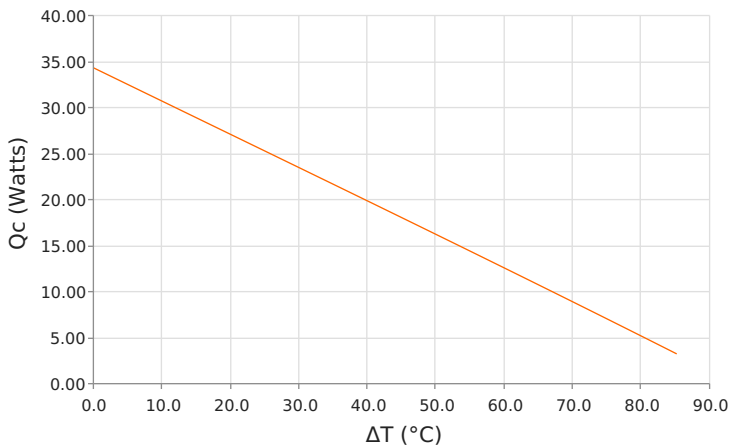
Total Heat Dissipated at Hot Side (Qh=Qc+Pin)  
 Thot = 85 °C



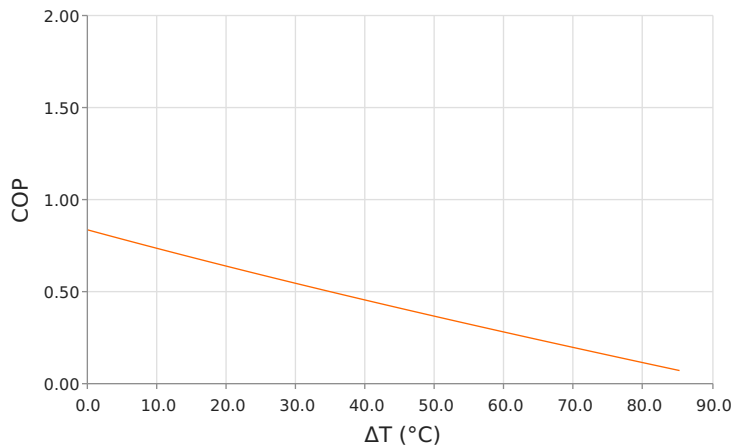
Total Heat Dissipated at Hot Side (Qh=Qc+Pin)  
 Thot = 85 °C



Heat Pumped at Cold Side (Qc)  
 Thot = 85 °C | Current = 11.5 Amps



Coefficient of Performance (COP = Qc/Pin)  
 Thot = 85 °C | Current = 11.5 Amps



## SPECIFICATIONS\*

Hot Side Temperature	50.0 °C	85.0 °C	110.0 °C
<b>Qcmax (<math>\Delta T = 0</math>)</b>	33.8 Watts	36.6 Watts	37.7 Watts
<b><math>\Delta T_{max}</math> (<math>Q_c = 0</math>)</b>	83.2°C	95.3°C	102.0°C
<b>I<sub>max</sub> (I @ <math>\Delta T_{max}</math>)</b>	14.1 Amps	13.6 Amps	13.3 Amps
<b>V<sub>max</sub> (V @ <math>\Delta T_{max}</math>)</b>	4.1 Volts	4.7 Volts	5.1 Volts
<b>Module Resistance</b>	0.27 Ohms	0.31 Ohms	0.34 Ohms
<b>Max Operating Temperature</b>	150 °C		
<b>Weight</b>	19.0 gram(s)		

\* Specifications reflect thermoelectric coefficients updated March 2020

## FINISHING OPTIONS

Suffix	Thickness	Flatness / Parallelism	Hot Face	Cold Face	Lead Length
TB	4.572 ±0.013 mm 0.180 ± 0.0005 in	0.013 mm / 0.013 mm 0.0005 in / 0.0005 in	Lapped	Lapped	152.4 mm 6.00 in

## SEALING OPTIONS

Suffix	Sealant	Color	Temp Range	Description
EP	Epoxy	Black	-55 to 150°C	Low density syntactic foam epoxy encapsulant

## NOTES

1. Max operating temperature: 150°C
2. Do not exceed I<sub>max</sub> or V<sub>max</sub> when operating module
3. Reference assembly guidelines for recommended installation

Any information furnished by Laird and its agents, whether in specifications, data sheets, product catalogues or otherwise, is believed to be (but is not warranted as being) accurate and reliable, is provided for information only and does not form part of any contract with Laird. All specifications are subject to change without notice. Laird assumes no responsibility and disclaims all liability for losses or damages resulting from use of or reliance on this information. All Laird products are sold subject to the Laird Terms and Conditions of sale (including Laird's limited warranty) in effect from time to time, a copy of which will be furnished upon request.

© Copyright 2019-2022 Laird Thermal Systems, Inc. All rights reserved. Laird™, the Laird Ring Logo, and Laird Thermal Systems™ are trademarks or registered trademarks of Laird Limited or its subsidiaries.

Revision: 00 Date: 06-01-2022

Print Date: 06-13-2022