



Electrical specifications

Center Frequency: 1600 MHz
Bandwidth: Fo +/- 24 MHz
Input / Output Impedance: 50 Ohms
Passband: 1588-1612 MHz
Passband Insertion Loss: 4.0 dB Max
Passband Ripple: 0.4 dB Max
Passband Return Loss: 10dB Min
Rejection: @ 1526 MHz 43 dBc min
Rejection 2: @ 1674 MHz 43 dBc min
Rejection 3: @ 1690 MHz 34 dBc min
Rejection 4: @ 1750-3800 MHz 45 dBc min
Power Handling: 1 W (+30dBm)

Mechanical

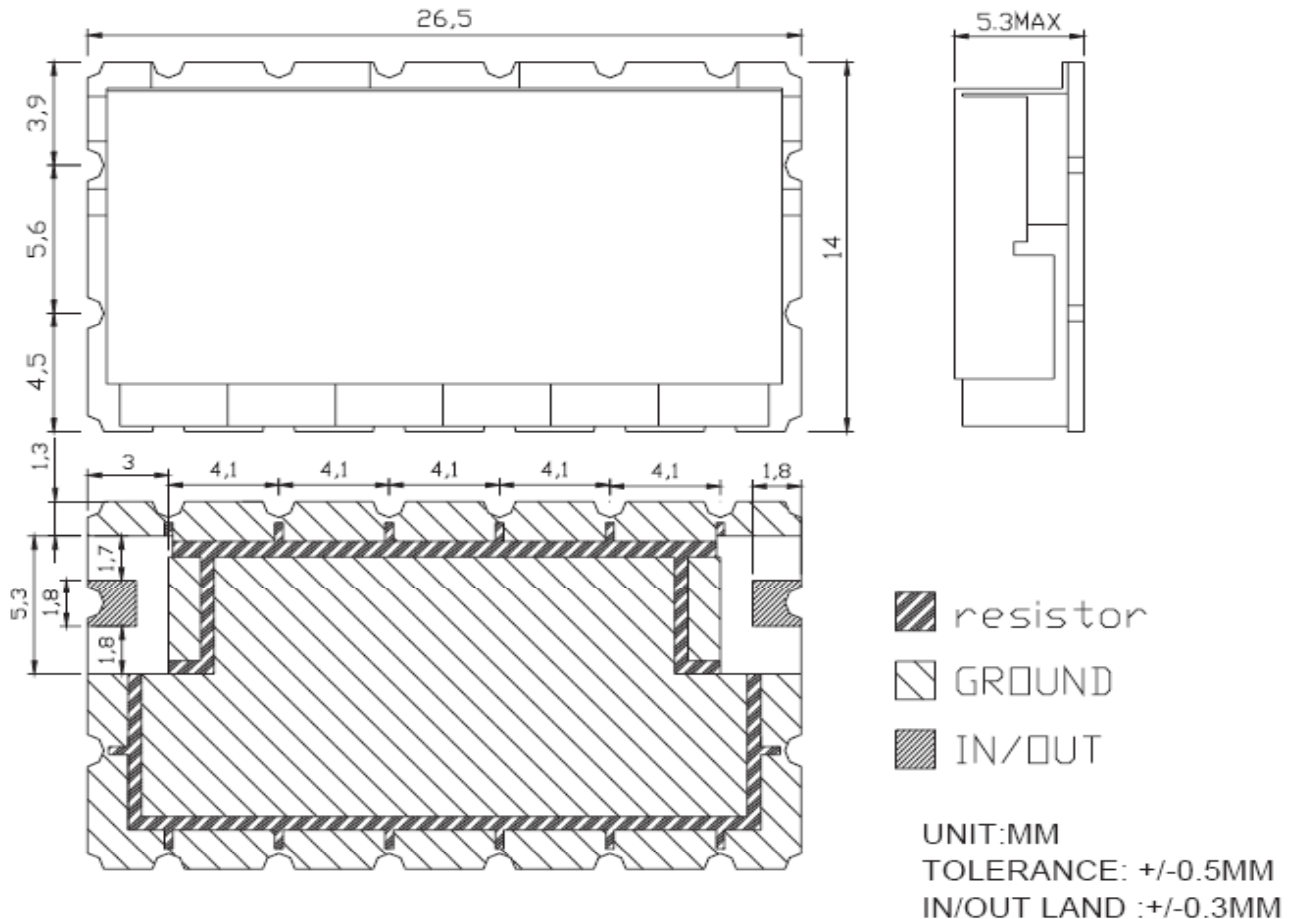
Mounting Method: SMT
Dimensions: 26.5 x 14 x 5.3 mm

Environmental

Operating Temperature: -45°C to +85°C
Storage Temperature: -50°C to +90°C

This product is RoHs compliant.

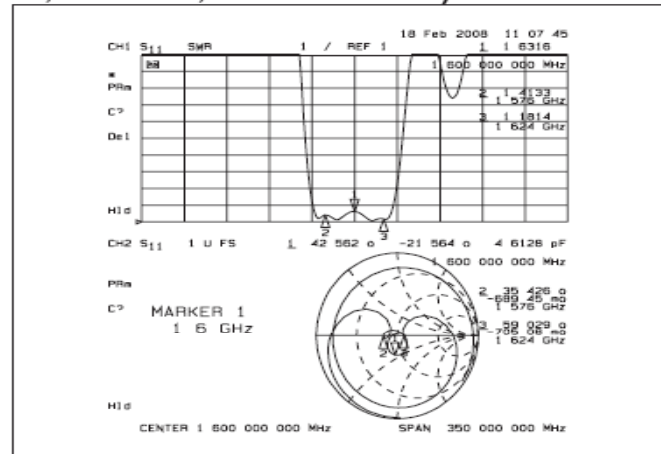
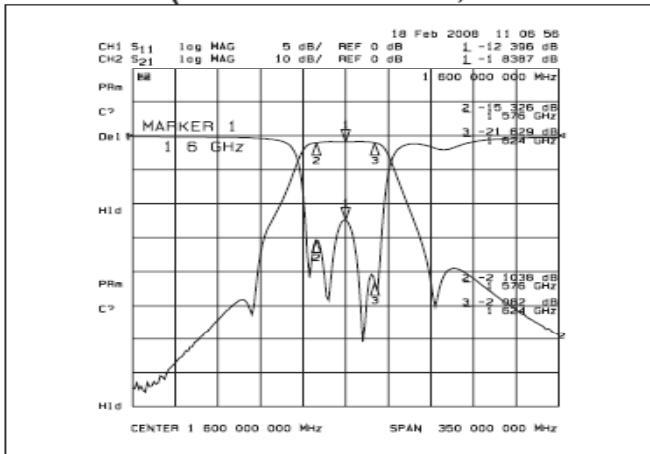
Outline Drawing:



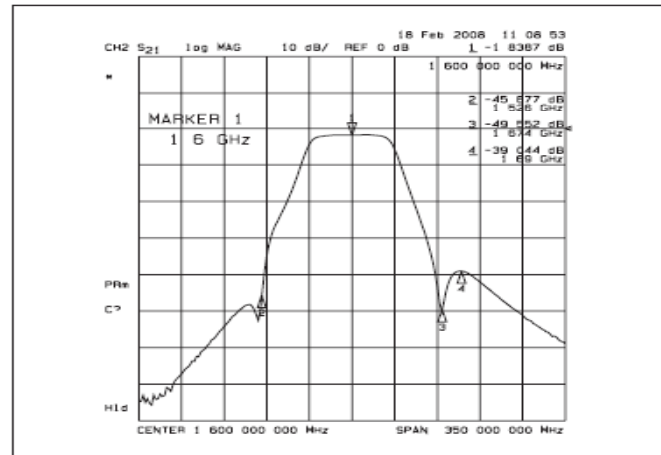
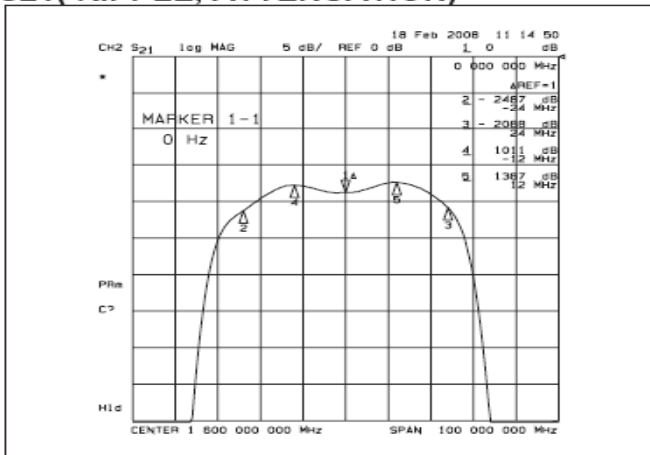


Response Plot:

S21 vs S11 (INSERTION LOSS, RETURN LOSS, V.S.W.R, SMITH CHART)



S21 (RIPPLE, ATTENUATION)



S21 (ATTENUATION)

