

# SHUNTS & JUMPERS



(2.54 mm) .100" PITCH • SNT/MNT/2SN/SNM/PK/JL SERIES

## SNT/MNT

**Mates:**  
TSW, HTSW, MTSW,  
HMTSW, TLW, DW, EW,  
ZW, HW, TSM, BST, PHT

## 2SN

**Mates:**  
TMMH, TMM,  
MTMM, MMT, TW,  
LTMM, ZLTMM, TSH, EHT

## SNM

**Mates:**  
TMS, MTMS, DWM

### SPECIFICATIONS

## SNT

**Insulator Material:**  
Glass Filled Polyester  
**Contact Material:**  
Phosphor Bronze  
**Current Rating (SNT/TSW):**  
4.3 A per pin  
(1 pin powered per row)  
**Operating Temp Range:**  
-55 °C to +125 °C  
**Insertion Depth:**  
(4.32 mm) .170" minimum  
**Lead Size accepted:**  
(0.64 mm) .025" SQ

## MNT

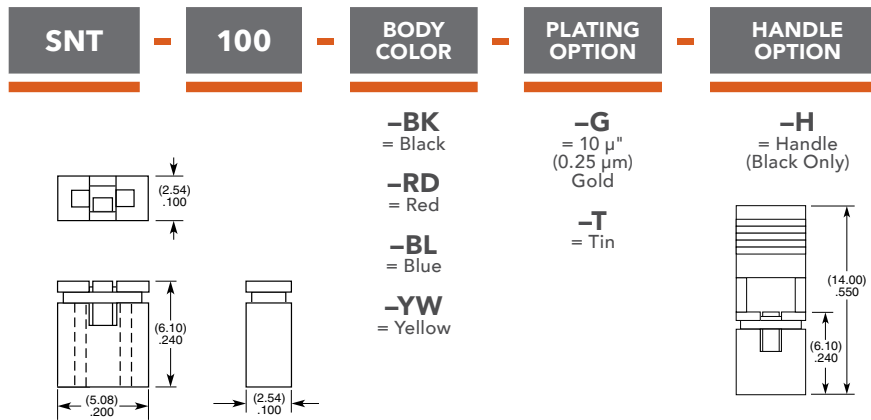
Same as SNT except:  
**Current Rating (MNT/TSM):**  
3.9 A per pin  
(1 pin powered per row)  
**Working Voltage:**  
450 VAC

## 2SN

Same as SNT except:  
**Insertion Depth:**  
(2.29 mm) .090" minimum  
**Lead Size accepted:**  
(0.51 mm) .020" SQ

## SNM

Same as SNT except:  
**Insertion Depth:**  
(3.43 mm) .135" minimum  
**Max Processing Temp:**  
Not recommended for IR/VPT

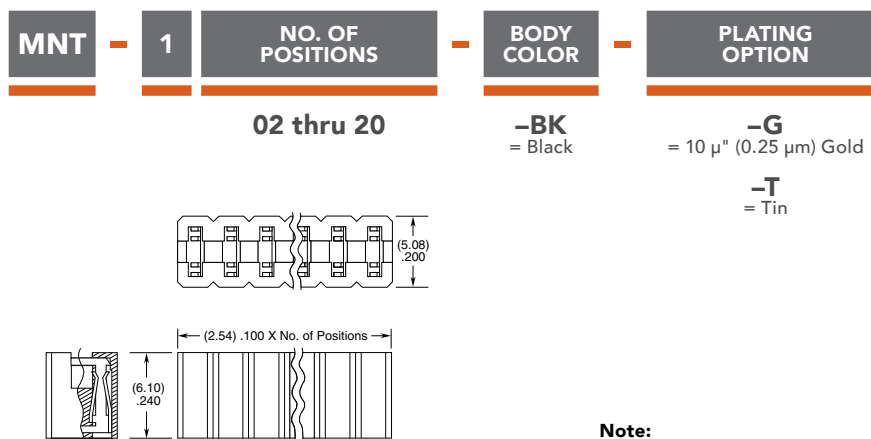


**-BK**  
= Black  
**-RD**  
= Red  
**-BL**  
= Blue  
**-YW**  
= Yellow

**-G**  
= 10 μ"  
(0.25 μm)  
Gold  
**-T**  
= Tin

**-H**  
= Handle  
(Black Only)

**Note:**  
Other Gold plating options available.



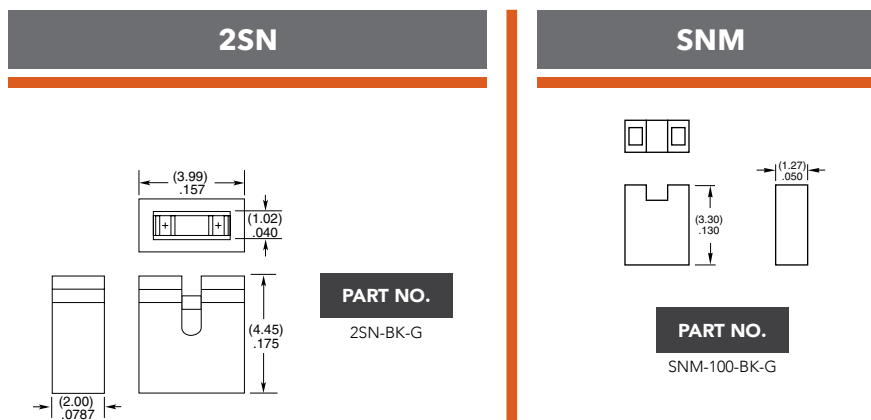
02 thru 20

**-BK**  
= Black

**-G**  
= 10 μ" (0.25 μm) Gold

**-T**  
= Tin

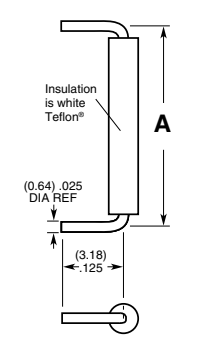
**Note:**  
Some lengths, styles and options are non-standard, non-returnable.



**PART NO.**  
2SN-BK-G

**PART NO.**  
SNM-100-BK-G

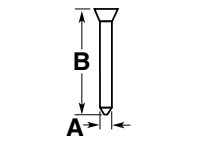
## JL



PART NO.	A
JL-100-25-T	(2.54) .100
JL-250-25-T	(6.35) .250
JL-400-25-T	(10.16) .400

**Note:**  
For complete specifications see [www.samtec.com?JL](http://www.samtec.com?JL)

## PK



PART NO.	A	B
PK-01-06	(0.64) .025 SQ	(5.84) .230
PK-01-07	(0.51) .020 SQ	(3.18) .125

**Insulator Material:**  
Natural Thermoplastic

**Note:**  
Order per wheel.  
6 pins per wheel.