

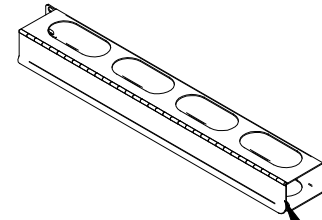
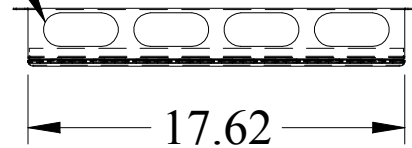
PART No. PCMDD19001

for more information visit
www.hammondmfg.com

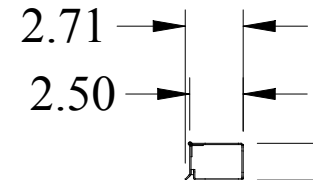
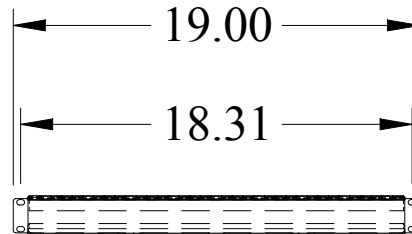
Data subject to change without notice

ISOMETRIC VIEW NOT TO SCALE

Ø 1.56 X 3.50
SLOTS
TYP TOP & BOTTOM



HINGED DOOR



1.25

1.72