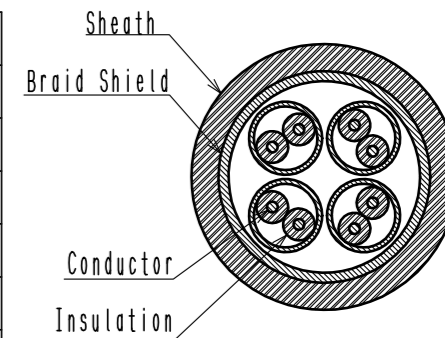


May.1.2023 Copyright 2023 HIROSE ELECTRIC CO., LTD. All Rights Reserved.
In case of consideration for using Automotive equipment / device which demand high reliability, kindly contact our sales window correspondents.

Notes. 1. Recommended cable condition is shown below.
 ⚠ A list of compatible cables is available on the Hirose website.
 When using a non-recommended cable, please contact a Hirose sales representative.
 Refer to the technical specification (ETAD-E3213) for wiring and assembly procedures.

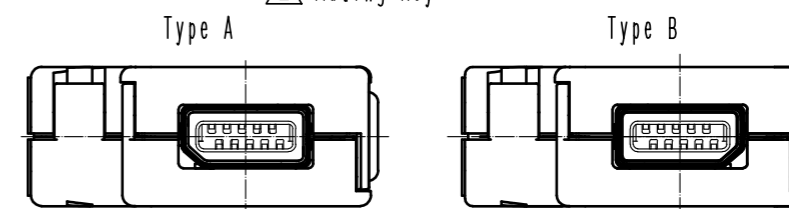
⚠ Recommended Cable

Items		Recommended Condition
Conductor	Size	AWG#22
	Composition	7 stranded
	Material	Annealed copper wire
Insulation O.D.		φ 1.4 to 1.6mm
Braid Shield		Tin plating
Sheath O.D.		φ 6.3 to 7.2mm

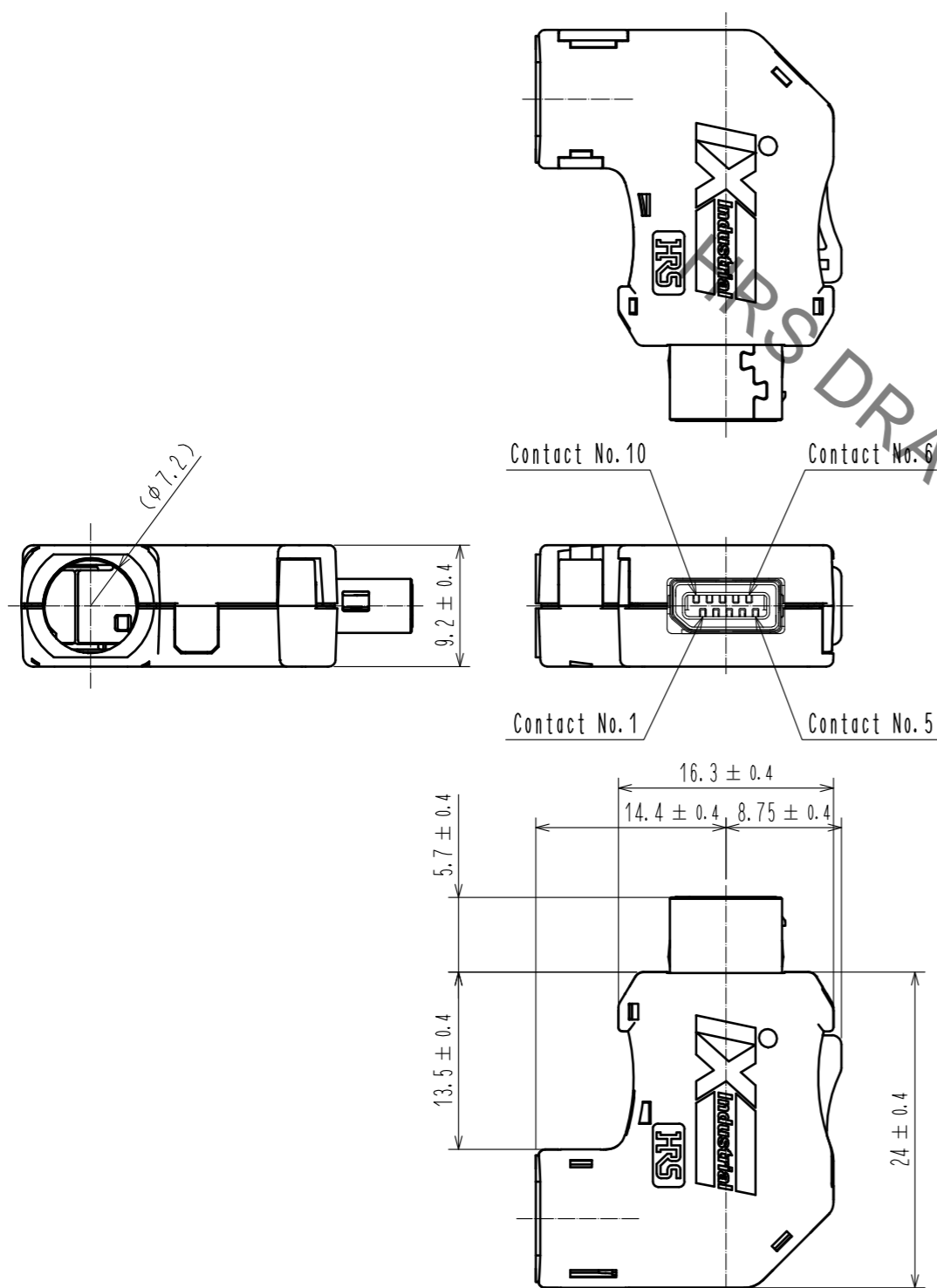


② This product (Type A) is defined for 10/100 Mbit/s and 1/10 Gbit/s Ethernet communication. Please use Type B for all other non Ethernet applications like signaling, serial or other industrial bus communication systems.

⚠ Mating Key



② ③ Excluding the plug unit, this product is packaged separately by the type of parts. The shield shell is packaged prior to bending. (See next page.) Refer to the technical specification (ETAP-E3224) for packing.



NO.	MATERIAL	FINISH	REMARKS	NO.	MATERIAL	FINISH	REMARKS
4	PA	Black	UL94V-0	9	PC	Dark gray	UL94V-0
3	Stainless Steel			8	PC	Dark gray	UL94V-0
2	PA	Dark gray	UL94V-0	7	Stainless Steel	Nickel 0.2 μm min	
1	Copper Alloy	Contact area	Gold 0.2 μm min	6	Stainless Steel	Nickel 1 μm min	
		Wiring area	Gold 0.03 μm min	5	PC	Clear blue	UL94V-0
		Under plating	Nickel 2 μm min				

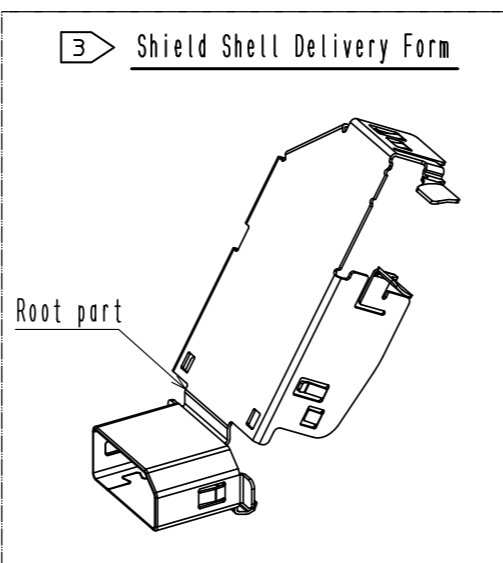
UNITS mm	⊕	SCALE 2 : 1	COUNT 6	DESCRIPTION OF REVISIONS DIS-E-00006883	DESIGNED MT. YASUDA	CHECKED KI. KAGOTANI	DATE 20211025
APPROVED : MN. KENJO 20191217				DRAWING NO. EDC-129983-00-00			
CHECKED : KI. NAGANUMA 20191217				PART NO. IX32G-A-8S-CVL1(7.0)			
DESIGNED : MT. YASUDA 20191217				CODE NO. CL0251-0071-0-00			
DRAWN : GYEONGMIN LEE 20191217				② 1/2			

May.1.2023 Copyright 2023 HIROSE ELECTRIC CO., LTD. All Rights Reserved.
In case of consideration for using Automotive equipment / device which demand high reliability, kindly contact our sales window correspondents.

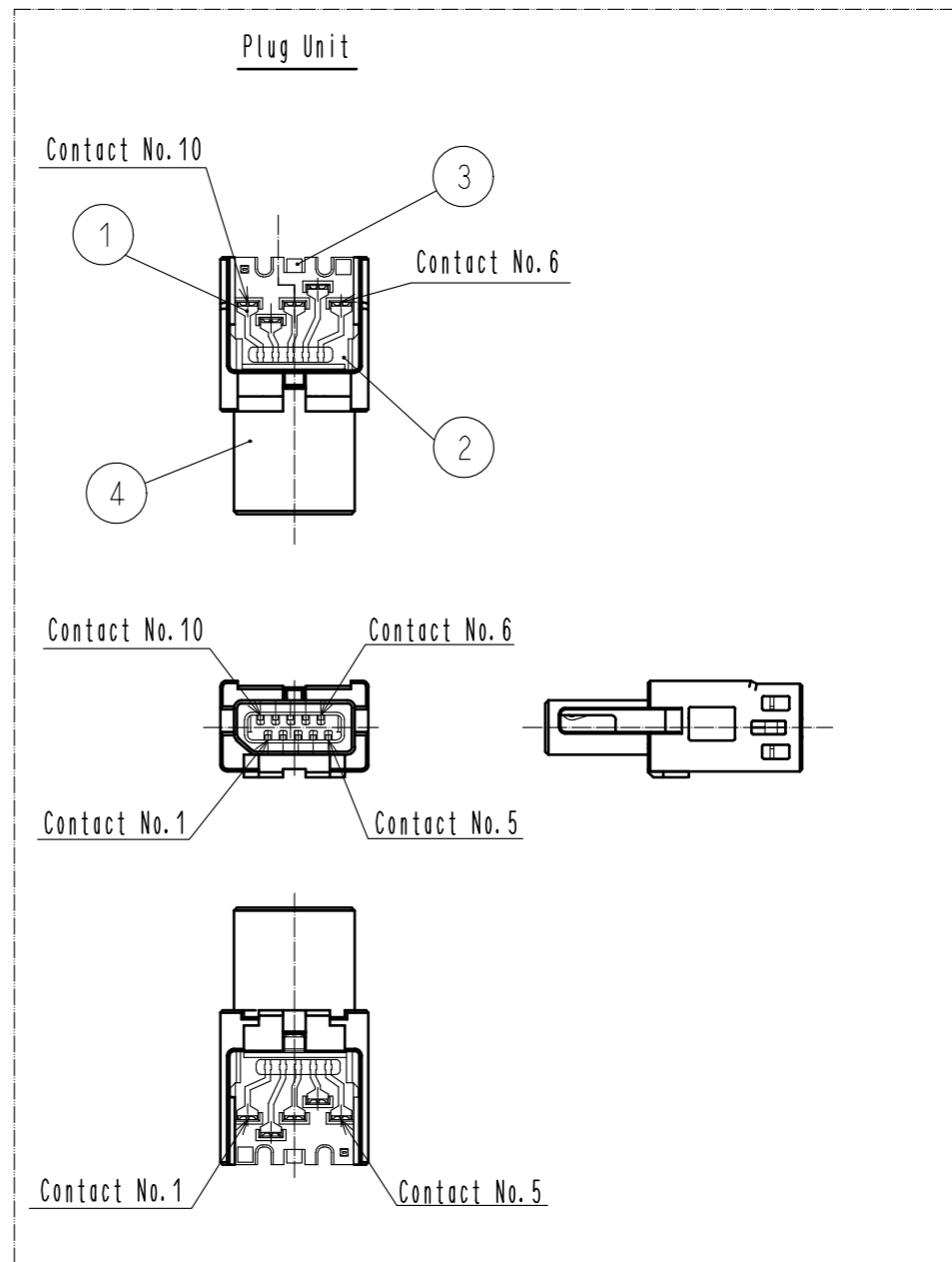
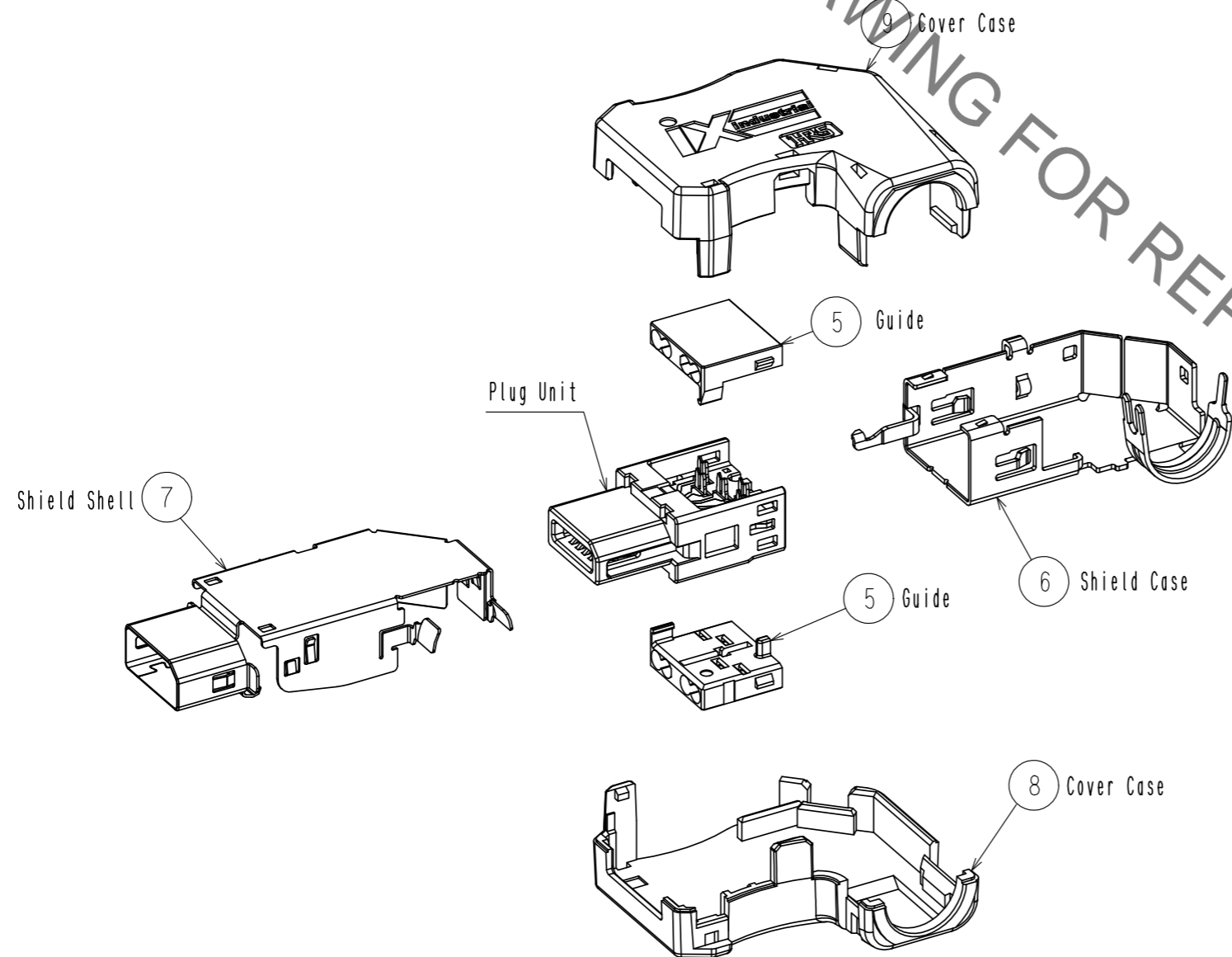
2 Pin Assignment For 10/100 Mbit/s And 1/10 Gbit/s Ethernet

Contact No.	Signal	
	10/100 Mbit/s	1/10 Gbit/s
1	TX+	BI_DA+
2	TX-	BI_DA-
3	N.C	N.C
4	N.C	BI_DC+
5	N.C	BI_DC-
6	RX+	BI_DB+
7	RX-	BI_DB-
8	N.C	N.C
9	N.C	BI_DD+
10	N.C	BI_DD-

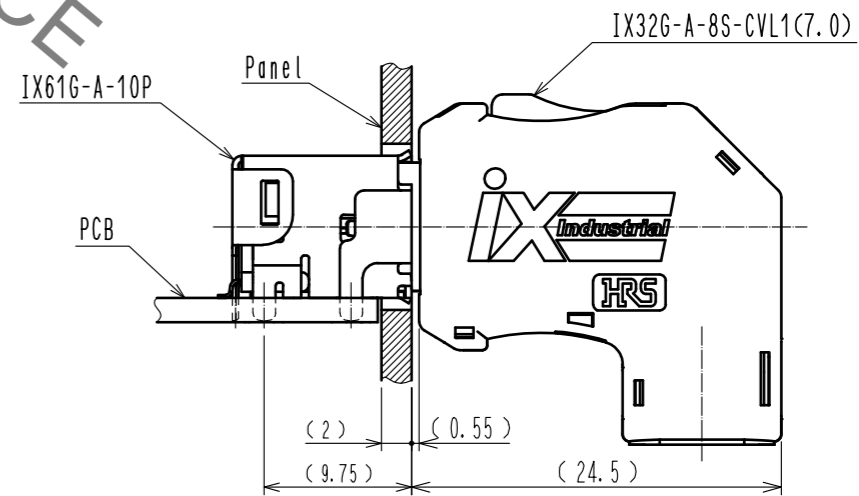
3 Shield Shell Delivery Form



3 Product Structure



Mated Condition



HRS	DRAWING NO.	EDC-129983-00-00
	PART NO.	IX32G-A-8S-CVL1(7.0)
	CODE NO.	CL0251-0071-0-00
		2/2

HRS DRAWING FOR REFERENCE