

# StructuredGround™ Grounding Auxiliary Cable Brackets and Jumpers

## specifications

The cable pathway system shall incorporate an auxiliary cable bracket that physically supports the grounding conductors in a discreet channel with a 2" minimum separation from other cables. Bond all sections of the cable pathway system together so they are electrically continuous, and then bond the cable pathway system to the Secondary Bonding Busbar [Telecommunications Grounding Busbar] (SBB/TGB) or other suitable grounding infrastructure. Cable pathway sections shall be bonded together with a #6 AWG bonding jumper either directly attached to the pathway or attached with a UL Listed and CSA Certified connector or bracket. Bonding jumpers shall be constructed of #6 AWG code conductor with green/yellow insulation and factory terminated on both ends with two-hole copper compression lugs that are UL Listed, CSA Certified and meet NEBS Level 3.



## technical information

**Performance level:** UL 467 Listed and CSA 22.2 Certified for grounding and bonding

Meets requirements of TIA-607-C

Holds multiple conductors positioned above or below the cable pathway

Bonds to most 1 1/2" (38.1mm), 2" (50.8mm) ladder rack rails and to Panduit® Wyr-Grid® Overhead Cable Tray System

**Packaging:** Grounding auxiliary cable brackets are supplied with one mounting bolt

Jumper is supplied with four mounting screws and antioxidant

**Materials:** Bracket – cold rolled plate 1008 carbon steel, zinc plated  
Jumper – Class B, copper code conductor with green and yellow insulation

## key features and benefits

**Paint piercing teeth** Provide electrical continuity to Panduit® Wyr-Grid® System and most industry standard ladder rack  
Eliminate the need to remove paint and drill holes for grounding jumpers, saving labor and minimizing debris

**UL Listed and CSA Certified** Complies with all industry requirements to ensure a high level of safety and reliability

**Wire segregation** Maintains a 2" distance from grounding conductors and other cables in the pathway

**Flexible design** Supports grounding conductors above or below pathways; enables bonding to pathway sections and across pathway junctions when required

## applications

Panduit® StructuredGround™ Grounding Auxiliary Cable Brackets route and support overhead grounding conductors along ladder rack systems and Panduit® Wyr-Grid® Overhead Cable Tray System. The brackets provide a 2" minimum separation between grounding conductors and other cables in the pathway.

When installed, the paint piercing teeth on the bracket remove paint from the pathway sections to create an electrical bond. The grounding jumper is factory terminated on both ends for quick deployment and easy installation; it connects ladder rack sections to provide equipotential grounding. The versatility of the brackets makes it an easy product to spec in on any project.

### Grounding Auxiliary Cable Brackets



**For Panduit® Wyr-Grid® System or ladder rack**

1.63"W x 4.18"H x 3.71"D  
(41.4mm x 106.1mm x 94.2mm): GACB-2

**For Panduit® Wyr-Grid® System or ladder rack**

1.63"W x 4.49"H x 3.57"D  
(41.4mm x 114mm x 90.8mm): GACB-3

**Bonding Jumpers, #6 AWG (16mm²), Pre-Terminated on Both Ends with Two-Hole Copper Compression Connectors**



8"L (203mm): GACBJ68U  
12"L (305mm): GACBJ612U  
18"L (457mm): GACBJ618U

### Related Products

**BICSI/J-STD-607-A Telecommunications Grounding Busbars, 1/4" (6.4mm) Thickness x 2" (50.8mm) Height**



10"L (254mm): GB2B0304TPI-1  
12"L (304.8mm): GB2B0306TPI-1  
20"L (508mm): GB2B0312TPI-1  
24"L (609.6mm): GB2B0314TPI-1

**Common Bonding Network (CBN) Jumper Kits, #6 AWG (16mm²), 60" (1.52m) Length**



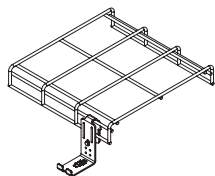
#6 – #2 AWG (16 – 25mm²)  
HTAP: RGCBNJ660P22  
#2 AWG – 250 kcmil (35 – 120mm²)  
HTAP: RGCBNJ660PY

**Telecommunications Equipment Bonding Conductor (TEBC) Kits, #6 AWG (16mm²), Pre-Terminated with Two-Hole Copper Compression Connectors**

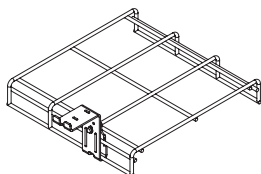
6'L (1.83m): GJ672UH  
8'L (2.44m): GJ696UH  
10'L (3.05m): GJ6120UH  
12'L (3.66m): GJ6144UH  
14'L (4.27m): GJ6168UH  
16'L (4.88m): GJ6192UH  
18'L (5.49m): GJ6216UH  
20'L (6.10m): GJ6240UH  
22'L (6.71m): GJ6264UH  
24'L (7.31m): GJ6288UH

# StructuredGround™ Grounding Auxiliary Cable Brackets and Jumpers

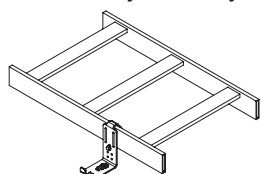
## Mounting Options



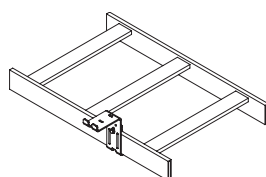
GACB-2 installed on Panduit® Wyr-Grid® System



GACB-3 installed on Panduit® Wyr-Grid® System




GACB-2 installed on a ladder rack



GACB-3 installed on a ladder rack

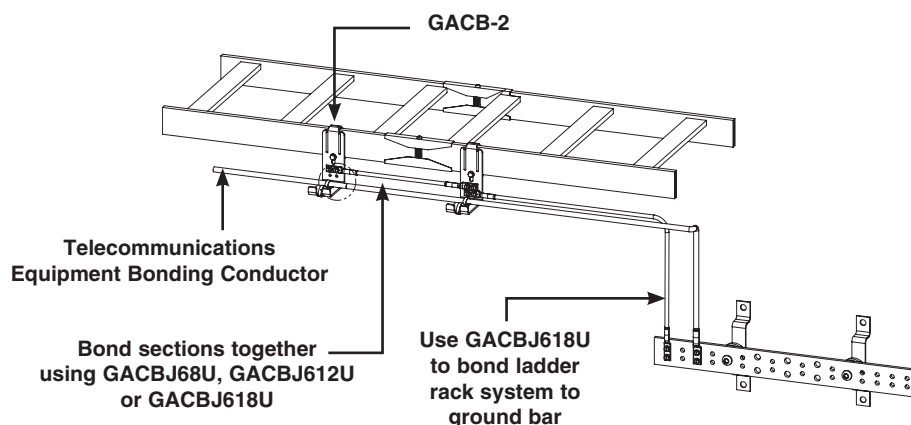
GACB-2 installed on Panduit® Wyr-Grid® System



Note: Panduit® Wyr-Grid® System does not require bonding connection between sections because they are automatically bonded together through the Wyr-Grid® Splice Connections. However the system needs to be bonded to the grounding infrastructure.

## Complete Installation to Busbar

#6 AWG PRE-TERMINATED JUMPERS	
GACBJ68U	8" LENGTH
GACBJ612U	12" LENGTH
GACBJ618U	18" LENGTH



### WORLDWIDE SUBSIDIARIES AND SALES OFFICES

PANDUIT CANADA  
Markham, Ontario  
cs-cdn@panduit.com  
Phone: 800.777.3300

PANDUIT EUROPE LTD.  
London, UK  
cs-emea@panduit.com  
Phone: 44.20.8601.7200

PANDUIT SINGAPORE PTE. LTD.  
Republic of Singapore  
cs-ap@panduit.com  
Phone: 65.6305.7575

PANDUIT JAPAN  
Tokyo, Japan  
cs-japan@panduit.com  
Phone: 81.3.6863.6000

PANDUIT LATIN AMERICA  
Guadalajara, Mexico  
cs-la@panduit.com  
Phone: 52.33.3777.6000

PANDUIT AUSTRALIA PTY. LTD.  
Victoria, Australia  
cs-aus@panduit.com  
Phone: 61.3.9794.9020

For a copy of Panduit product warranties, log on to [www.panduit.com/warranty](http://www.panduit.com/warranty)

For more information

Visit us at [www.panduit.com](http://www.panduit.com)

Contact Customer Service by email: [cs@panduit.com](mailto:cs@panduit.com)  
or by phone: 800.777.3300 and reference GRSP14

**PANDUIT**®

©2016 Panduit Corp.  
ALL RIGHTS RESERVED.  
Printed in the U.S.A.  
GRSP14--SA-ENG  
\*Replaces SA-GRSP09  
5/2016