



Main

Range of Product	Harmony K
Product or Component Type	Complete cam switch
Component name	K1
[I _{th}] conventional free air thermal current	12 A
Product mounting	Front mounting
Fixing Mode	Multifixing
Cam switch head type	With front plate 45 x 45 mm
Type of operator	Black handle 1.38 in (35 mm)
Rotary handle padlocking	Without
Presentation of legend	With metallic, 0 - L1 - L2 - L3 black
Cam switch function	Ammeter switch
Return	Without
Type of Measurement	For 3 circuits
Off position	With Off position
Switching positions	Right: 0° - 90° - 180° - 270°
IP degree of protection	IP40 IEC 529 IP40 NF C 20-010

Complementary

Switching angle	90 °
[U _i] rated insulation voltage	690 V 3)IEC 60947-1
[I _{th} e] conventional enclosed thermal current	10 A
Rated operational power in W	10500 W AC-21, 500...660 V 3 phase IEC 60947-3 1100 W AC-3, 230 V 3 phase IEC 60947-3 1500 W AC-23A, 230 V 3 phase IEC 60947-3 1500 W AC-3, 400 V 1 phase IEC 60947-3 1500 W AC-3, 400 V 3 phase IEC 60947-3 1500 W AC-3, 500 V 3 phase IEC 60947-3 1500 W AC-3, 690 V 3 phase IEC 60947-3 2200 W AC-23A, 400 V 3 phase IEC 60947-3 2200 W AC-23A, 500 V 3 phase IEC 60947-3 2200 W AC-23A, 690 V 3 phase IEC 60947-3 4800 W AC-21, 230 V 3 phase IEC 60947-3 600 W AC-3, 230 V 1 phase IEC 60947-3 8300 W AC-21, 400 V 3 phase IEC 60947-3
[I _e] rated operational current AC	1 A 500 V AC-15 IEC 60947-5-1 2 A 400 V AC-15 IEC 60947-5-1 3 A 230 V AC-15 IEC 60947-5-1 1.8 A 690 V AC-3 3 phase IEC 60947-3 2.8 A 500 V AC-3 3 phase IEC 60947-3 2.8 A 690 V AC-23A 3 phase IEC 60947-3 3.3 A 400 V AC-3 3 phase IEC 60947-3 3.8 A 500 V AC-23A 3 phase IEC 60947-3 4.6 A 230 V AC-3 3 phase IEC 60947-3 4.8 A 400 V AC-23A 3 phase IEC 60947-3 5.6 A 230 V AC-23A 3 phase IEC 60947-3
Electrical durability	1000000 Cycles AC-15 1000000 Cycles AC-21 500000 Cycles AC-23 500000 cycles AC-3

The information provided in this documentation contains general descriptions and/or technical characteristics of the performance of the products contained herein. This documentation is not intended as a substitute for and is not to be used for determining suitability or reliability of these products for specific user applications. It is the duty of any such user or integrator to perform the appropriate and complete risk analysis, evaluation and testing of the products with respect to the relevant specific application or use thereof. Neither Schneider Electric Industries SAS nor any of its affiliates or subsidiaries shall be responsible or liable for misuse of the information contained herein.

Maximum operating rate	2.5 Cyc/Mn AC-21 2.5 Cyc/Mn AC-23 2.5 Cyc/Mn AC-3 8.333 cyc/mn AC-15
Short-circuit current	10000 A
Short-circuit protection	16 A cartridge fuse gG
[Uimp] rated impulse withstand voltage	4 kV in isolating function 6 kV IEC 60947-1
Contact operation	Slow-break
Positive opening	With
Electrical connection	Captive screw clamp terminals flexible 2 x 1.5 mm ² Captive screw clamp terminals solid 1 x 2.5 mm ²
Mechanical durability	1000000 cycles
CAD overall width	1.77 in (45 mm)
CAD overall height	1.77 in (45 mm)
CAD overall depth	3.82 in (97 mm)
Net Weight	0.37 lb(US) (0.17 kg)

Environment

Standards	CENELEC EN 50013 EN/IEC 60947-3 power circuit EN/IEC 60947-5-1 control circuit
Product certifications	CSA 240 V 1 hp 1 phase CSA 240 V 3 hp 3 phase 2 UL 240 V 1 hp 3 phase UL 240 V 0.33 hp 1 phase 2
Protective treatment	TC
Ambient air temperature for operation	-13...131 °F (-25...55 °C)
Ambient Air Temperature for Storage	-40...158 °F (-40...70 °C)
Shock resistance	30 gn IEC 68-2-27
Vibration resistance	5 gn 10...150 Hz)IEC 68-2-6
Electrical shock protection class	Class II IEC 536 Class II NF C 20-030

Ordering and shipping details

Category	21446 - 9003 K CAM SWITCHES
Discount Schedule	CS1
GTIN	3389110979183
Nbr. of units in pkg.	1
Package weight(Lbs)	6.35 oz (180 g)
Returnability	No
Country of origin	CZ

Packing Units

Unit Type of Package 1	PCE
Package 1 Height	2.60 in (6.6 cm)
Package 1 width	2.60 in (6.6 cm)
Package 1 Length	4.41 in (11.2 cm)
Unit Type of Package 2	S03
Number of Units in Package 2	40
Package 2 Weight	16.88 lb(US) (7.655 kg)
Package 2 Height	11.81 in (30 cm)
Package 2 width	11.81 in (30 cm)
Package 2 Length	15.75 in (40 cm)
Unit Type of Package 3	P06
Number of Units in Package 3	320
Package 3 Weight	156.13 lb(US) (70.82 kg)
Package 3 Height	30.31 in (77 cm)

Package 3 width	23.62 in (60 cm)
Package 3 Length	31.50 in (80 cm)

Offer Sustainability

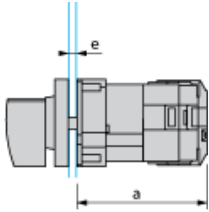
Sustainable offer status	Green Premium product
California proposition 65	WARNING: This product can expose you to chemicals including: Nickel compounds, which is known to the State of California to cause cancer, and Di-isodecyl phthalate (DIDP), which is known to the State of California to cause birth defects or other reproductive harm. For more information go to www.P65Warnings.ca.gov
REACH Regulation	REACH Declaration
REACH free of SVHC	Yes
EU RoHS Directive	Pro-active compliance (Product out of EU RoHS legal scope) EU RoHS Declaration
Toxic heavy metal free	Yes
Mercury free	Yes
RoHS exemption information	Yes
China RoHS Regulation	China RoHS Declaration
Environmental Disclosure	Product Environmental Profile
WEEE	The product must be disposed on European Union markets following specific waste collection and never end up in rubbish bins.

Contractual warranty

Warranty	18 months
----------	-----------

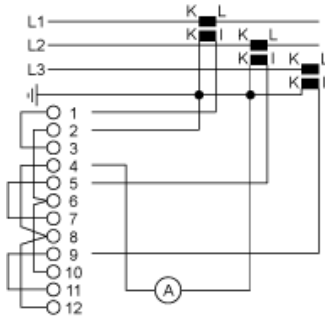
Operating Head and Body

Front Mounting "Multi-Fixing"

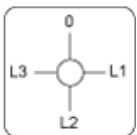


- a 73 mm/2.87 in.
- e support panel thickness 1 mm to 6 mm./0.039 in. to 0.24 in.

Link Positions (Factory Mounted)



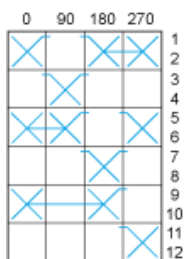
Marking



Angular Position of Switch



Switching Program



Convention Used for Switching Program Representation

- Contact closed
- Contact closed in 2 positions and maintained between the 2 positions
- Sealed assembly for auto-maintain control
- Overlapping contacts

 Spring return position: for a switching angle of 90°, spring return is over 30° after the last position (for a maximum of 3 simultaneous contacts).

Example:

