

Capacity (25°C)	20HR (1.30A, 10.5V) = 26.0AH 10HR (2.50A, 10.5V) = 25.0AH 5HR (4.68A, 10.5V) = 23.40AH 1HR (15.67A, 10.5V) = 15.67AH
Operating Temperature Range	Charge = -15°C to +50°C Discharge = -20°C to +60°C Storage = -20°C to +60°C
Approx. Weight	7.9kg
Internal Resistance	Fully charged at 25°C : ≤ 11mΩ
Self Discharge	2% per month at (25°C)
Capacity Affected by Temp. (20HR)	40°C = 102% 25°C = 100% 0°C = 85% -15°C = 65%
Charge Voltage (25°C)	Cycle Use = 14.4-14.7V (-30mV/°C) Max Current = 7.8A Float Use = 13.5-13.8V (-20mV/°C)
Dimensions (Nominal)	Length: 175mm (6.89 in.) Width: 166mm (6.54 in.) Height: 125mm (4.92 in.) Total Height: 125mm (4.92 in.)

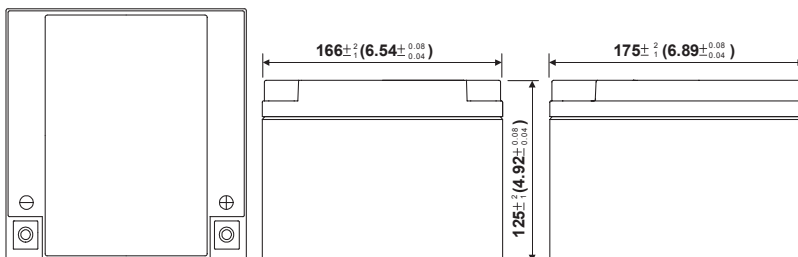
- Completely sealed, maintenance-free, low self-discharge
- State of the art AGM and grid alloy formula technology
- Non-spillable, stable quality and high reliability with excellent re-charging performance
- Floating and standby use up to: 5 years
- Cycle use: Up to 260 cycles at 100% DoD
- Cycle use: Up to 500 Cycles at 50% DoD
- Container and Cover Material – ABS UL94-HB (optional UL94-V0)
- Transportation - D.O.T., I.A.T.A. & F.A.A.



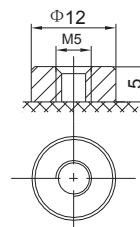
APPLICATIONS

Multipurpose	Alarm & Security System	DC Power Supply
Telecommunications	Comm. Power Supply	Auto Control System
UPS	Elec. Power System (EPS)	Traffic Control Signaling
Medical Equipment	Emergency Backup Power	Emergency Lighting

Terminal Type

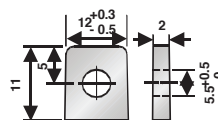


Terminal M



M5 Bolt

Terminal NB

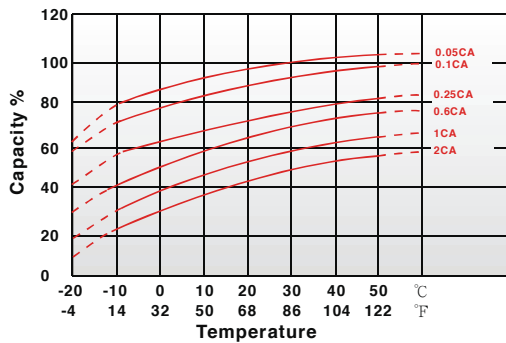


Terminal F2

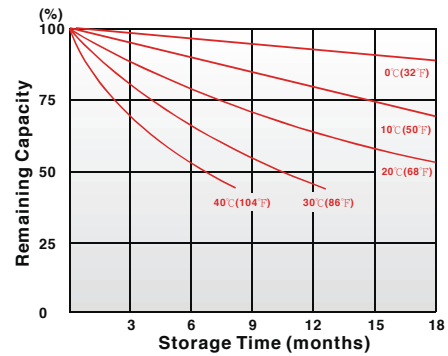


0.250" x 0.032" quick disconnect tabs

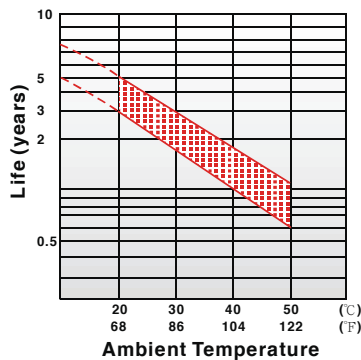
Effect of Temperature on Capacity 25°C (77°F)



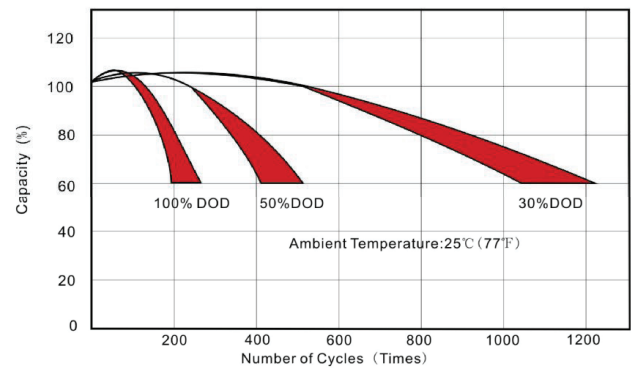
Capacity Retention Characteristic



Trickle (or Float) Service Life



Cycle Service Life



Regular Charge / Float Charge / Storage

- Charging voltage temperature compensation needs to be applied when temperature is below 0°C and above +45°C.
- Charging in temperatures below 0°C, the charge current should not exceed 0.1C as the core battery temperature can increase rapidly and damage the battery.
- During floating charge or when in storage, the life of the battery is cut in half for every 8°C temperature rise over 25°C.

Discharge

- Discharging at elevated temperatures improves performance of the battery yet shortens its life due to accelerated aging.
- Low temperature affects the battery internal resistance and lowers its capacity. The battery provides 100% specified capacity at 25°C. It will deliver 50% of its stated capacity at -20°C with 0.1C discharge current and 20% with 2C discharge current.

Constant Current Discharge (A) at 25°C (77°F)

F.V./Time	5min	10min	15min	30min	1h	2h	3h	4h	5h	10h	20h
1.85V/cell	70.20	45.80	37.90	20.80	14.50	7.65	6.21	4.97	4.22	2.48	1.29
1.80V/cell	82.30	50.40	41.10	23.20	15.00	7.96	6.41	5.07	4.35	2.56	1.33
1.75V/cell	90.70	54.60	43.70	24.70	15.30	8.08	6.50	5.14	4.40	2.60	1.35
1.70V/cell	96.10	58.80	46.20	25.60	15.50	8.19	6.53	5.20	4.44	2.61	1.36
1.67V/cell	98.30	60.50	47.30	26.20	15.60	8.22	6.55	5.22	4.45	2.62	1.37
1.60V/cell	105.00	65.60	49.80	27.70	15.80	8.31	6.62	5.28	4.49	2.64	1.39

Constant Power Discharge (W) at 25°C (77°F)

F.V./Time	5min	10min	15min	30min	1h	2h	3h	4h	5h	10h	20h
1.85V/cell	114.00	88.20	70.20	41.00	27.00	14.60	12.20	9.82	8.47	4.93	2.53
1.80V/cell	129.00	99.70	76.50	44.50	28.50	15.40	12.70	10.20	8.70	5.12	2.62
1.75V/cell	142.00	106.00	80.80	46.50	29.30	15.90	12.90	10.40	8.82	5.22	2.68
1.70V/cell	155.00	111.00	84.30	48.00	30.00	16.20	13.10	10.50	8.93	5.30	2.73
1.67V/cell	159.00	114.00	86.70	48.80	30.20	16.40	13.10	10.60	8.97	5.32	2.75
1.60V/cell	177.00	122.00	91.30	50.30	30.80	16.70	13.30	10.70	9.05	5.38	2.78