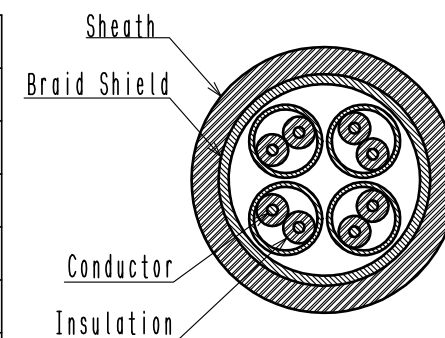


May.1.2023 Copyright 2023 HIROSE ELECTRIC CO., LTD. All Rights Reserved.
In case of consideration for using Automotive equipment / device which demand high reliability, kindly contact our sales window correspondents.

Notes. 1. Recommended cable condition is shown below.
 ⚠ A list of compatible cables is available on the Hirose website.
 When using a non-recommended cable, please contact a Hirose sales representative.
 Refer to the technical specification (ETAD-E3213) for wiring and assembly procedures.

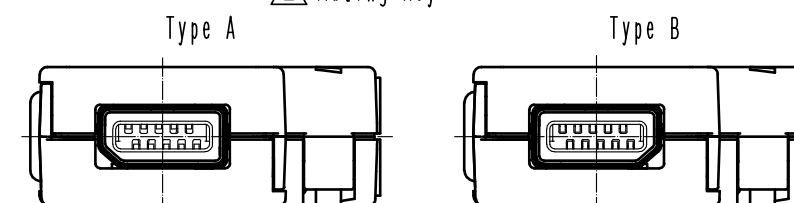
⚠ Recommended Cable

Items		⚠ Recommended Condition
Conductor	Size	AWG#28 to 26
	Composition	7 stranded
	Material	Annealed copper wire
Insulation O. D.		φ 0.95 to 1.05mm
Braid Shield		Tin plating
Sheath O. D.		φ 6.3 to 7.2mm

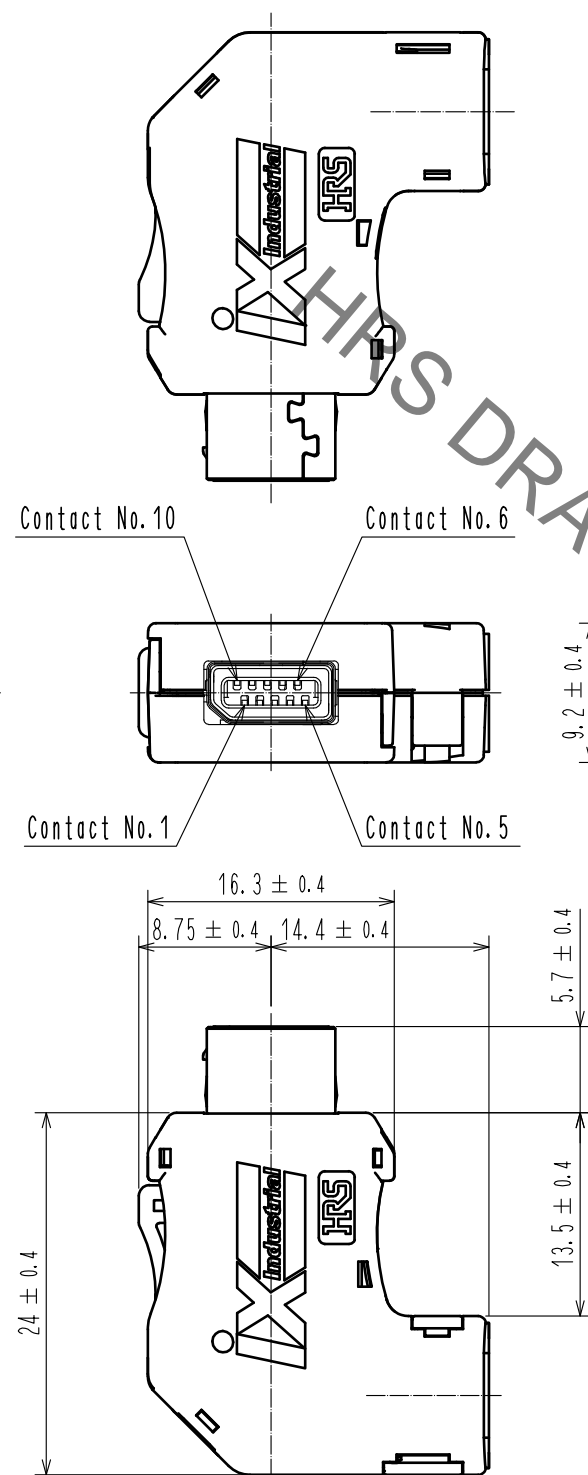


② This product (Type A) is defined for 10/100 Mbit/s and 1/10 Gbit/s Ethernet communication. Please use Type B for all other non Ethernet applications like signaling, serial or other industrial bus communication systems.

⚠ Mating Key



③ Excluding the plug unit, this product is packaged separately by the type of parts. The shield shell is packaged prior to bending. (See next page.) Refer to the technical specification (ETAP-E3224) for packing.



NO.	MATERIAL	FINISH	REMARKS	NO.	MATERIAL	FINISH	REMARKS
4	PA	Black	UL94V-0	9	PC	Dark gray	UL94V-0
3	Stainless Steel			8	PC	Dark gray	UL94V-0
2	PA	Black	UL94V-0	7	Stainless Steel	Nickel 0.2 μm min	
1	Copper Alloy	Contact area	Gold 0.2 μm min	6	Stainless Steel	Nickel 1 μm min	
		Wiring area	Gold 0.03 μm min	5	PC	Clear	UL94V-0
		Under plating	Nickel 2 μm min				

UNITS	SCALE	COUNT	DESCRIPTION OF REVISIONS	DESIGNED	CHECKED	DATE
mm	2 : 1	6	DIS-E-00006876	MT. YASUDA	KI. KAGOTANI	20210922

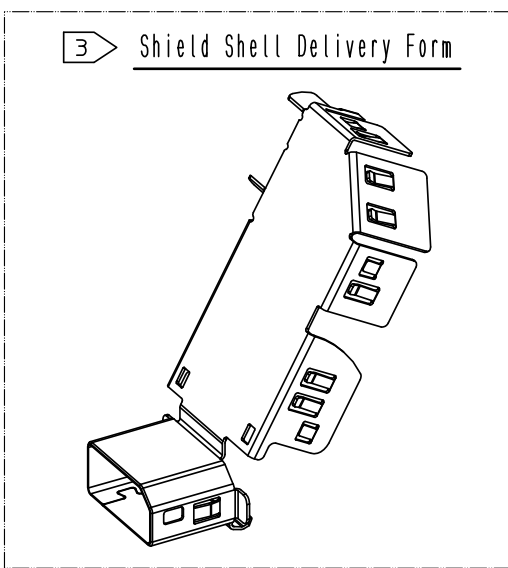
APPROVED	DATE	DRAWING NO.
ⓂN. KENJO	20191217	EDC-129977-00-00
CHECKED	DATE	PART NO.
ⓂI. NAGANUMA	20191217	IX30G-A-10S-CVL2(7.0)
DESIGNED	DATE	CODE NO.
ⓂT. YASUDA	20191217	CL0251-0065-0-00
DRAWN	DATE	
ⓂG. YONGMIN LEE	20191217	

May.1.2023 Copyright 2023 HIROSE ELECTRIC CO., LTD. All Rights Reserved.
 In case of consideration for using Automotive equipment / device which demand high reliability, kindly contact our sales window correspondents.

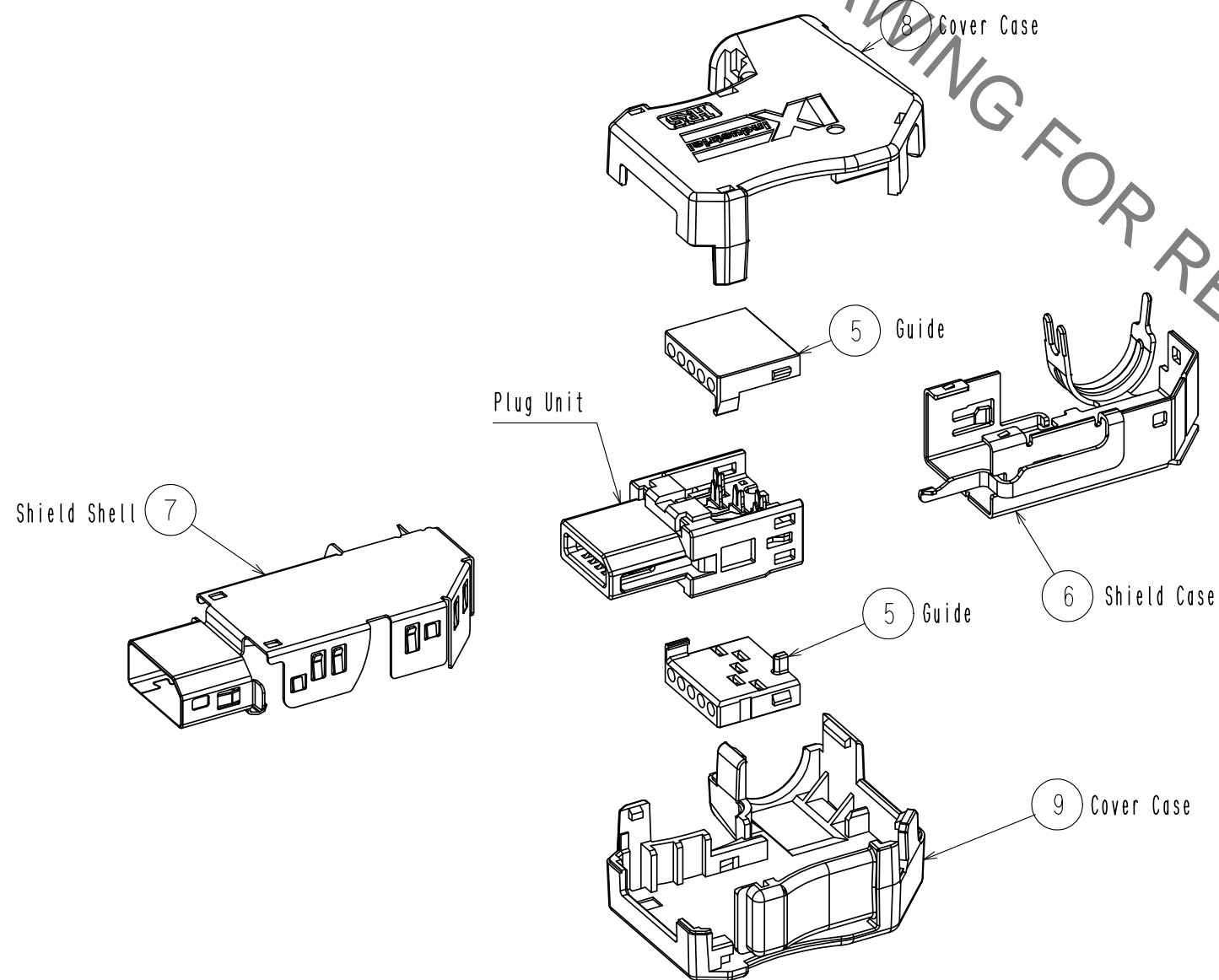
2 Pin Assignment For 10/100 Mbit/s And 1/10 Gbit/s Ethernet

Contact No.	Signal	
	10/100 Mbit/s	1/10 Gbit/s
1	TX+	BI_DA+
2	TX-	BI_DA-
3	N. C	N. C
4	N. C	BI_DC+
5	N. C	BI_DC-
6	RX+	BI_DB+
7	RX-	BI_DB-
8	N. C	N. C
9	N. C	BI_DD+
10	N. C	BI_DD-

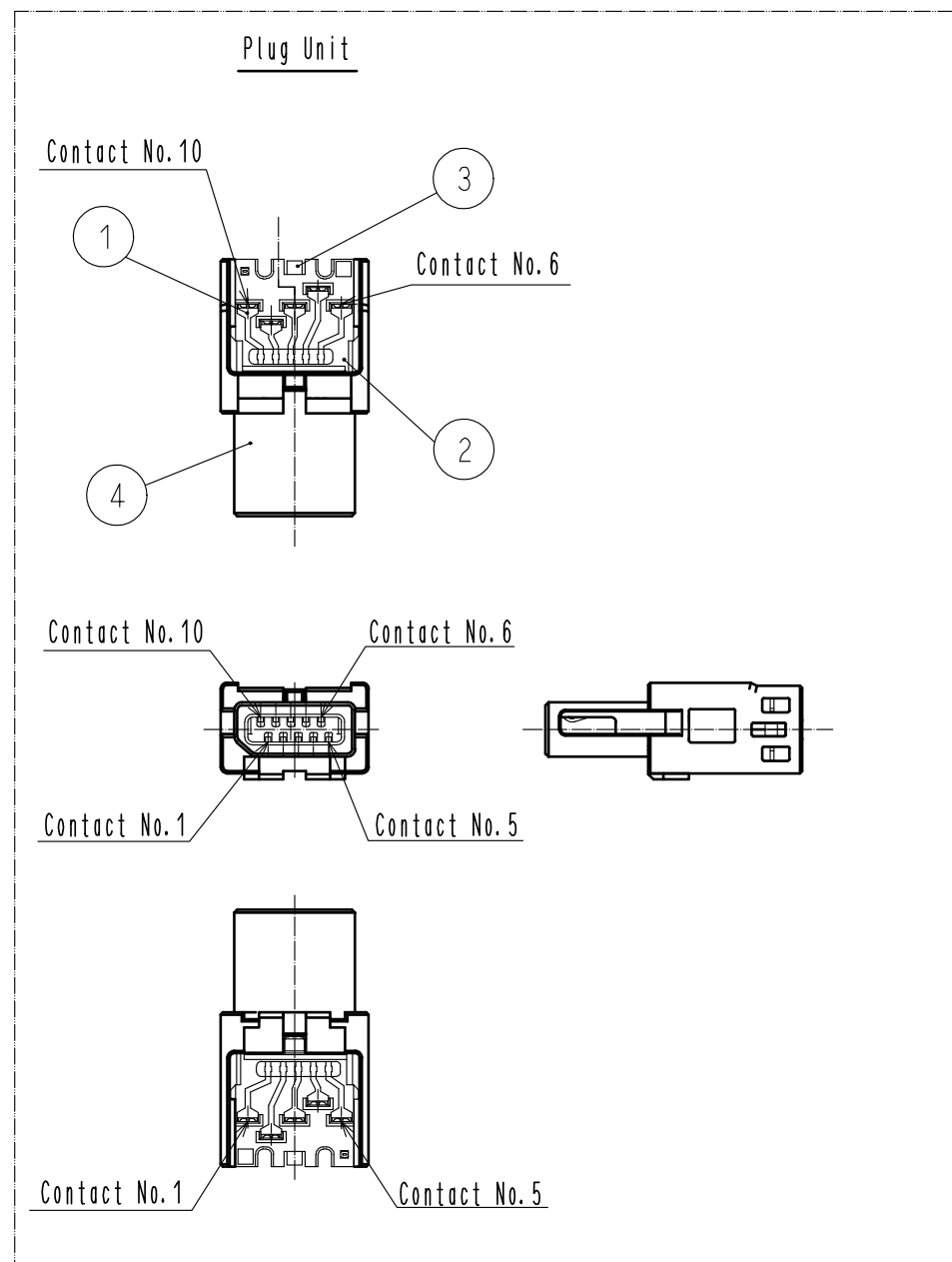
3 Shield Shell Delivery Form



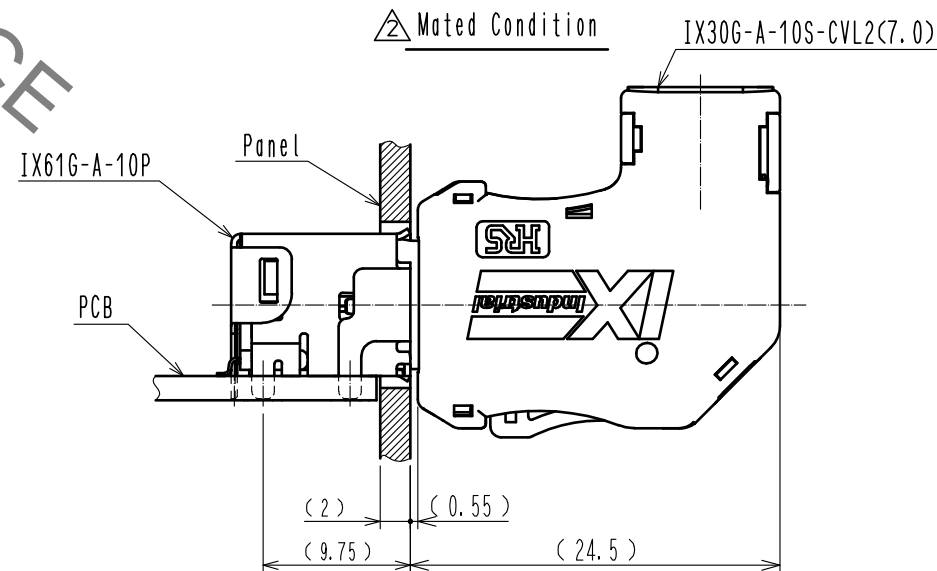
3 Product Structure



Plug Unit



Mated Condition



HRS	DRAWING NO.	EDC-129977-00-00
	PART NO.	IX30G-A-10S-CVL2(7.0)
	CODE NO.	CL0251-0065-0-00
		\triangle 2/2

HRS DRAWING FOR REFERENCE