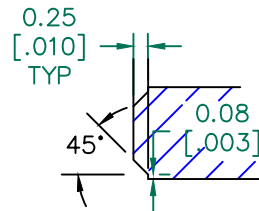


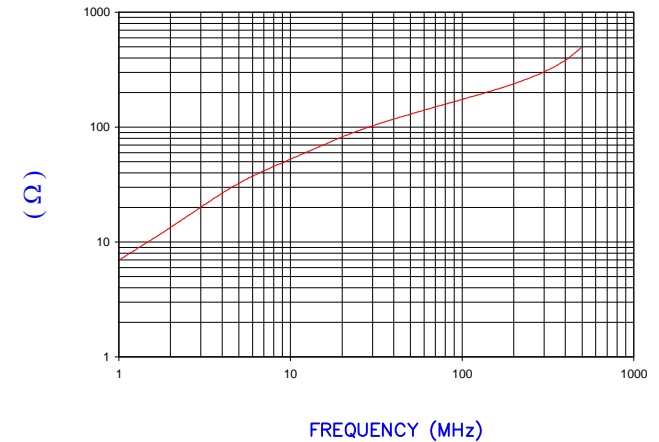
SECTION A-A



DETAIL "A"  
CHAMFER  
SCALE=6:1

IMPEDANCE ( Z )			
Frequency	25 MHz	100 MHz	300 MHz
Nominal (REF)	90 Ω	182 Ω	300 Ω
Minimum	- Ω	145 Ω	- Ω

Z vs. FREQUENCY  
(REF. ONLY)



AGILENT E4991A Impedance/Material Analyzer  
HP 16092A Test Fixture

DIMENSIONS:

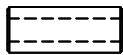
A	6.35 [.250]	+	0.15 [.006]
B	3.18 [.125]	+	0.13 [.005]
C	15.88 [.625]	+	0.30 [.012]

WEIGHT/1000 1.86 kgs 4.10 #

NOTES: UNLESS OTHERWISE SPECIFIED

1. COSMETIC SPECIFICATION REFER TO WI-QA-038.

SCALE DRAWING 1:1



28B0250-100



DIMENSIONS ARE IN mm[INCHES].				This print is the property of Laird Tech. and is loaned in confidence subject to return upon request and with the understanding that no copies shall be made without the written consent of Laird Tech. All rights to design or invention are reserved.		<b>Laird</b>				
J	UPDATE THE LOGO	05/13/15	QIU	PROJECT/PART NUMBER: <b>28B0250-100</b>		REV	J	PART TYPE: FERRITE RIBBON CORE	DRAWN BY: JRK	
H	UPDATE THE LOGO	10/27/09	Jcai			SCALE: 4 : 1	MATERIAL: <b>FERRITE</b>			
G	UPDATE FORMAT,CURVE & Z SPECS	05/08/03	JRK	DATE:	06/14/00	TOOL #	B0250			
F	ADD CHAMFER & DETAIL A	08/13/02	JRK	CAD #	28B0250-100-J					
E	UPDATE Z SPEC & DIM FORMAT REM ISO VIEW	03/04/02	JRK	INT						
D	COR. WGT, UPDATED PRINT FORMAT	06/14/00	JRK							
C	DEL. PART PROFILE	01/19/98	I.S.							
B	UPDATED FORMAT & RE-ACTIVATE	04/16/97	BAC							
A	ORIGINAL DRAFT	08/03/92	LNK							
REV	DESCRIPTION	DATE	INT							