

RF CHARACTERISTICS

Frequency range : **0 - 40 GHz**
Impedance : **50 Ohms**

Frequency (GHz)	DC - 6	6 - 12.4	12.4 - 18	18 - 26.5	26.5 - 40
VSWR max	1.30	1.40	1.50	1.70	1.90
Insertion loss max	0.30 dB	0.40 dB	0.50 dB	0.70 dB	0.80 dB
Isolation min	70 dB	60 dB	60 dB	55 dB	50 dB
Average power (*)	80 W	60 W	50 W	20 W	10 W

ELECTRICAL CHARACTERISTICS

Actuator : **LATCHING**
Nominal current ** : **420 mA**
Actuator voltage (Vcc) : **12V (10.2 to 13V)**
Terminals : **solder pins (250°C max. / 30 sec.)**
TTL inputs (E) - High level : **2.2 to 5.5 V / 800µA at 5.5 V**
- Low level : **0 to 0.8 V / 20µA at 0.8 V**

MECHANICAL CHARACTERISTICS

Connectors : **SMA 2.9 female per MIL-C 39012**
Life : **10 million cycles**
Switching Time*** : **< 10 ms**
Construction : **Splashproof**
Weight : **< 100 g**

ENVIRONMENTAL CHARACTERISTICS

Operating temperature range : **-40°C to +85°C**
Storage temperature range : **-55°C to +85°C**

(* Average power at 25°C per RF Path)

(** At 25° C ±10%)

(*** Nominal voltage ; 25° C)



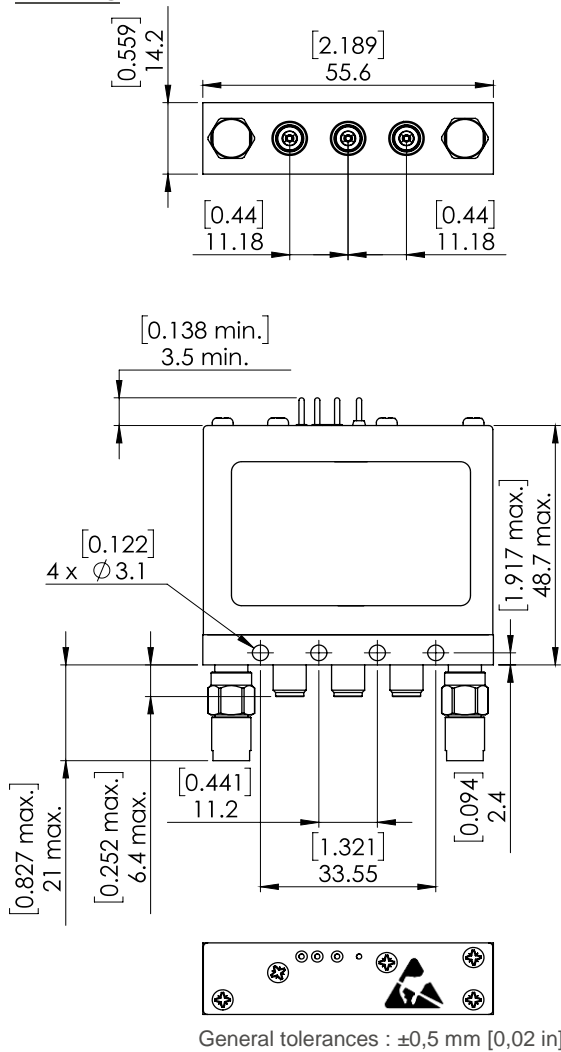
PAGE 2/2

ISSUE 09-03-21

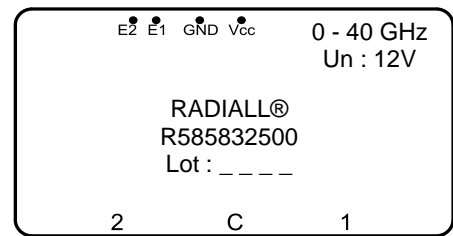
SERIE : SPDT ZC

PART NUMBER : R585832500

DRAWING



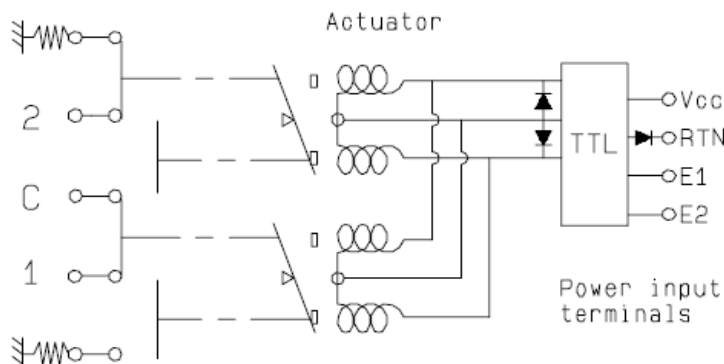
LABEL



SCHEMATIC DIAGRAM

RF input

50Ω Termination



50Ω Termination

TTL input	RF Continuity
E1=1 / E2=0	C↔1 / 2↔50Ω
E1=0 / E2=1	C↔2 / 1↔50Ω
E1=0 / E2=0	Memory
E1=1 / E2=1	Forbidden