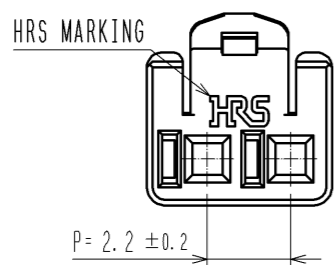
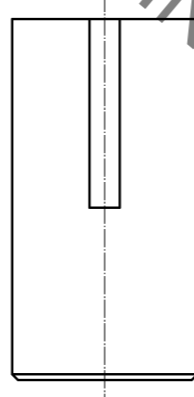
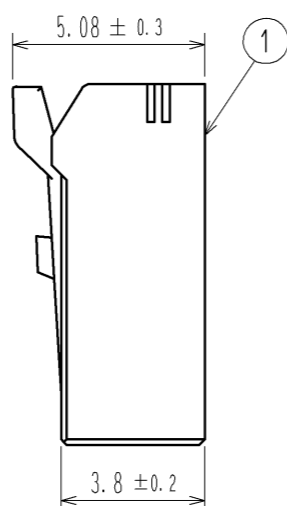
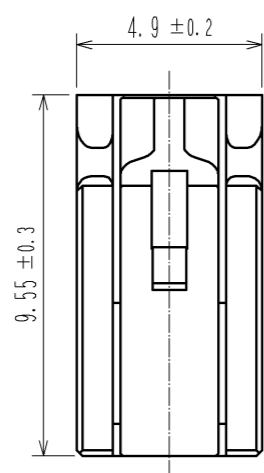
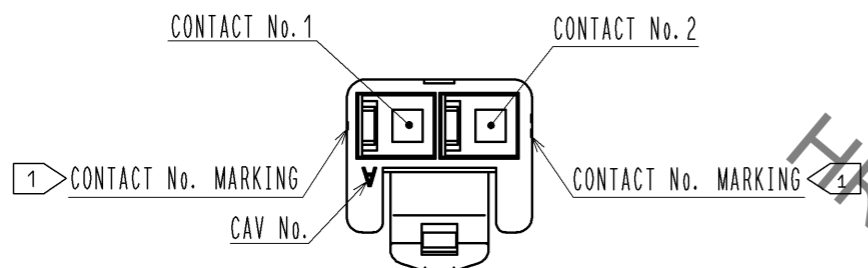
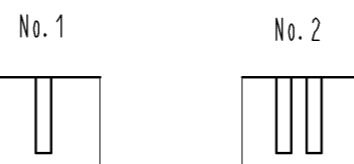
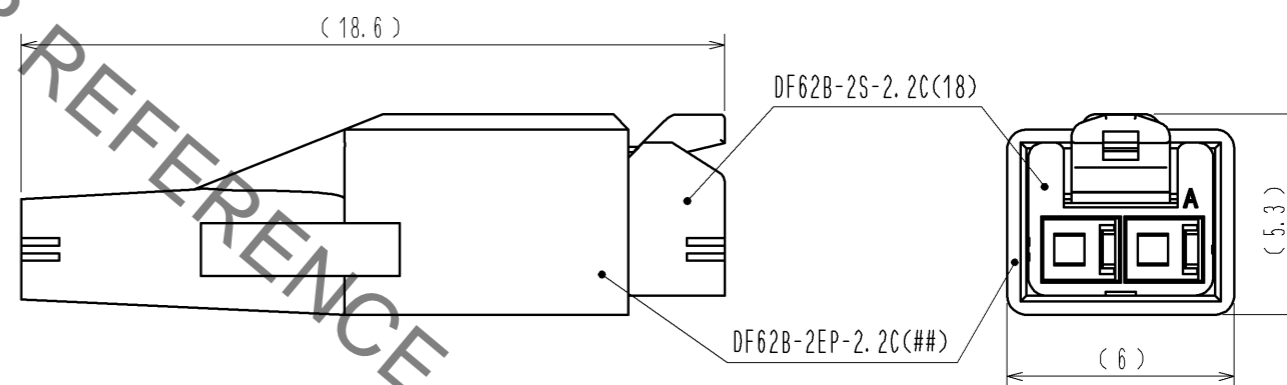


May.1.2023 Copyright 2023 HIROSE ELECTRIC CO., LTD. All Rights Reserved.
In case of consideration for using Automotive equipment / device which demand high reliability, kindly contact our sales window correspondents.

1> FIGURE-1 CONTACT No. MARKING (10:1)



MATING FIGURE



- NOTE. 1> MARKINGS AT THE INDICATED POSITIONS ARE CONTACT NO. MARKING. AND SHAPES ARE SHOWN IN FIGURE-1.
2. PER PACK : 100 PIECES.
3. THE DIMENSIONS IN PARENTHESIS ARE FOR REFERENCE.

| NO. | MATERIAL | FINISH . REMARKS | NO. | MATERIAL | FINISH . REMARKS |
|--------------------------|----------|------------------|----------|----------------------------|------------------|
| | | | 1 | PBT | UL94V-0 (RED) |
| UNITS | mm | SCALE | 5 : 1 | COUNT | △ |
| APPROVED : KI. AKIYAMA | | | 13.09.11 | DRAWING NO. EDC3-351955-02 | |
| CHECKED : OM. MIYAMOTO | | | 13.09.11 | PART NO. DF62B-2S-2.2C(18) | |
| DESIGNED : TH. YOSHIZAWA | | | 13.09.11 | CODE NO. CL544-0551-0-18 | |
| DRAWN : MI. SAKIMURA | | | 13.09.06 | △ 1/1 | |