
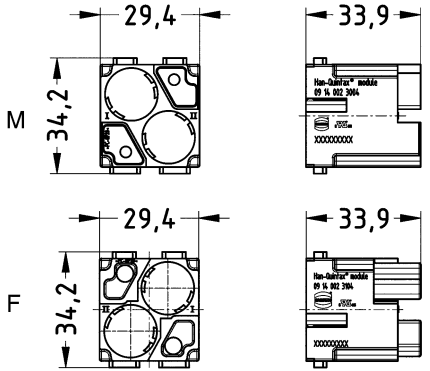

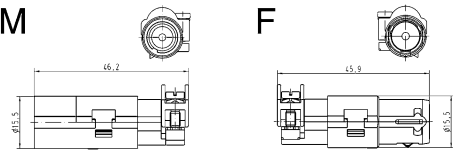

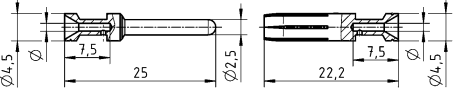


Identification	Conductor cross-section (mm <sup>2</sup> )	Part number		Drawing (dimensions in mm)																								
		Male	Female																									
Han-Modular®, Han-Quintax® module, Crimp termination 		09 14 002 3004	09 14 002 3104																									
Han® E Coax, Crimp termination, for Han E® crimp contacts  Please order crimp contacts separately.	0.14 ... 4	09 15 001 3023	09 15 001 3123	 <table border="1" data-bbox="997 1265 1452 1344"> <thead> <tr> <th>Han E® Coax with RG 213 cable (2.5 mm<sup>2</sup>)</th> <th>200 MHz</th> <th>500 MHz</th> <th>1.0 GHz</th> <th>1.2 GHz</th> <th>1.5 GHz</th> <th>2.0 GHz</th> <th>2.5 GHz</th> </tr> </thead> <tbody> <tr> <td>Return loss [db]</td> <td>23.8</td> <td>21.1</td> <td>&gt;18.7</td> <td>&gt;17.7</td> <td>&gt;16.4</td> <td>&gt;14.1</td> <td>&gt;12.0</td> </tr> <tr> <td>Attenuation [db]</td> <td>0.07</td> <td>0.11</td> <td>0.17</td> <td>0.2</td> <td>&lt;0.23</td> <td>&lt;0.53</td> <td>&lt;2.0</td> </tr> </tbody> </table>	Han E® Coax with RG 213 cable (2.5 mm <sup>2</sup> )	200 MHz	500 MHz	1.0 GHz	1.2 GHz	1.5 GHz	2.0 GHz	2.5 GHz	Return loss [db]	23.8	21.1	>18.7	>17.7	>16.4	>14.1	>12.0	Attenuation [db]	0.07	0.11	0.17	0.2	<0.23	<0.53	<2.0
Han E® Coax with RG 213 cable (2.5 mm <sup>2</sup> )	200 MHz	500 MHz	1.0 GHz	1.2 GHz	1.5 GHz	2.0 GHz	2.5 GHz																					
Return loss [db]	23.8	21.1	>18.7	>17.7	>16.4	>14.1	>12.0																					
Attenuation [db]	0.07	0.11	0.17	0.2	<0.23	<0.53	<2.0																					
Han E®, Crimp contact, Contact surface: Gold plated 	0.14 ... 0.37 0.5 0.75 1 1.5 2.5 4	09 33 000 6117 09 33 000 6122 09 33 000 6115 09 33 000 6118 09 33 000 6116 09 33 000 6123 09 33 000 6119	09 33 000 6217 09 33 000 6222 09 33 000 6215 09 33 000 6218 09 33 000 6216 09 33 000 6223 09 33 000 6221	 <table border="1" data-bbox="997 1489 1452 1769"> <thead> <tr> <th>Conductor cross-section</th> <th>Identification</th> </tr> </thead> <tbody> <tr> <td>0.14-0.37 mm<sup>2</sup> AWG 26-22</td> <td>no groove</td> </tr> <tr> <td>0.5 mm<sup>2</sup> AWG 20</td> <td>no groove</td> </tr> <tr> <td>0.75 mm<sup>2</sup> AWG 18</td> <td>1 groove*</td> </tr> <tr> <td>1 mm<sup>2</sup> AWG 18</td> <td>1 groove</td> </tr> <tr> <td>1.5 mm<sup>2</sup> AWG 16</td> <td>2 groove</td> </tr> <tr> <td>2.5 mm<sup>2</sup> AWG 14</td> <td>3 groove</td> </tr> <tr> <td>3 mm<sup>2</sup> AWG 12</td> <td>wide groove</td> </tr> <tr> <td>4 mm<sup>2</sup> AWG 12</td> <td>no groove</td> </tr> </tbody> </table> <p>* on the back crimp collar</p>	Conductor cross-section	Identification	0.14-0.37 mm <sup>2</sup> AWG 26-22	no groove	0.5 mm <sup>2</sup> AWG 20	no groove	0.75 mm <sup>2</sup> AWG 18	1 groove*	1 mm <sup>2</sup> AWG 18	1 groove	1.5 mm <sup>2</sup> AWG 16	2 groove	2.5 mm <sup>2</sup> AWG 14	3 groove	3 mm <sup>2</sup> AWG 12	wide groove	4 mm <sup>2</sup> AWG 12	no groove						
Conductor cross-section	Identification																											
0.14-0.37 mm <sup>2</sup> AWG 26-22	no groove																											
0.5 mm <sup>2</sup> AWG 20	no groove																											
0.75 mm <sup>2</sup> AWG 18	1 groove*																											
1 mm <sup>2</sup> AWG 18	1 groove																											
1.5 mm <sup>2</sup> AWG 16	2 groove																											
2.5 mm <sup>2</sup> AWG 14	3 groove																											
3 mm <sup>2</sup> AWG 12	wide groove																											
4 mm <sup>2</sup> AWG 12	no groove																											
				Stripping length 7.5 mm																								