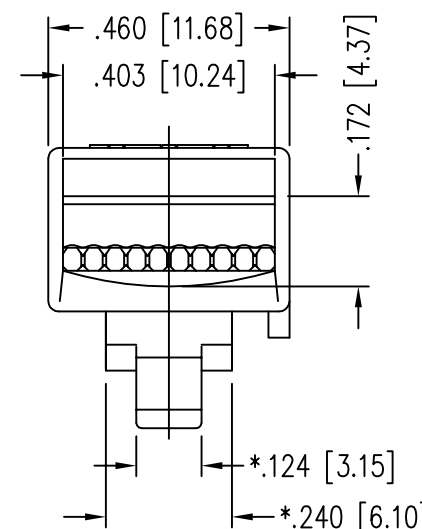
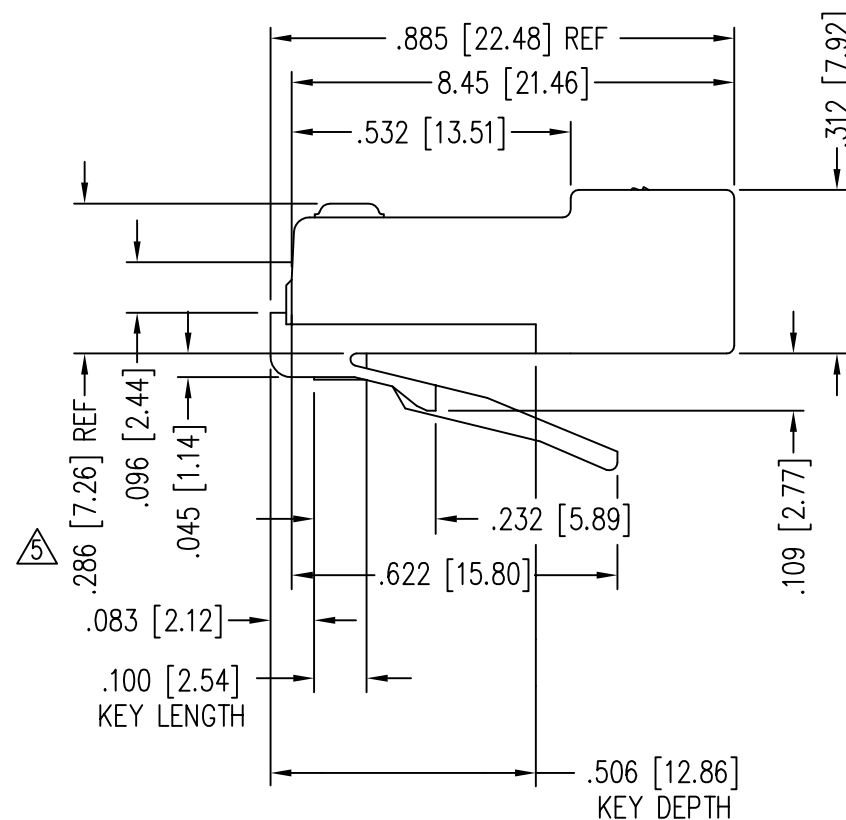
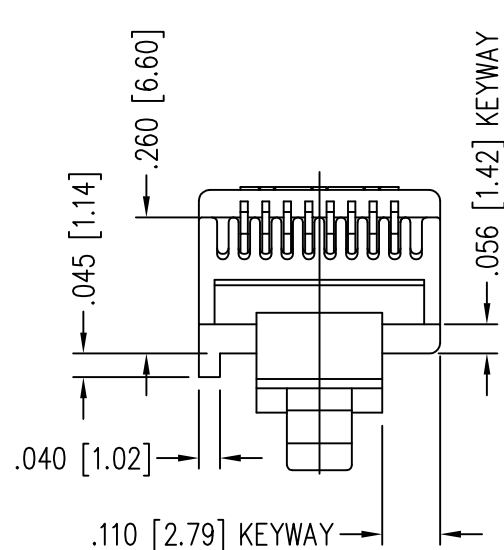
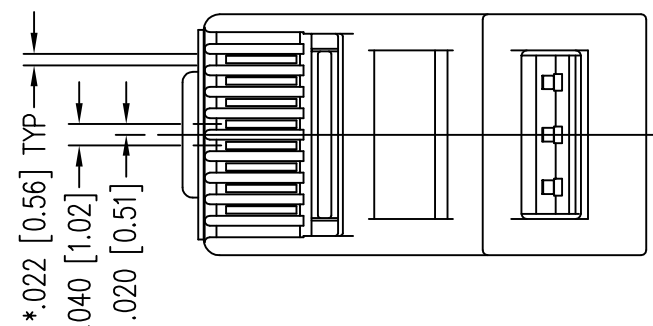
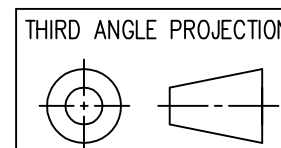


DATE	REV	ECN	APP'D. BY
1-5-15	B6	10168	TRM
3-14-16	B7	10607	TRM



- NOTES:
- 1- MATERIALS:
 PLUG BODY: POLYCARBONATE, UL 94-V0 , CLEAR
 CONTACTS: PHOSPHOR BRONZE, SELECTIVE GOLD PLATING
 - 2- CONTACTS TERMINATE SOLID OR STRANDED CONDUCTORS UP TO .037 [.940] OUTSIDE DIAMETER OF INSULATION.
 - 3- FOR PRODUCT SPECIFICATION SEE PRO26-01.
 - 4- DIMENSIONS AND TOLERANCES COMPLY WITH TIA-1096 STANDARD.
- △ TERMINATED PLUG HEIGHT: .237 [6.02] ±.005 [0.13]

50 MICRO-INCHES [1.27um]	940-SP-300810R-RMK
CONTACT PLATING IN MATING AREA	PART NUMBER



1118 Susquehanna Trail South
 Glen Rock, PA 17327-9199
 (717) 235-7512
<http://www.stewartconnector.com>

DO NOT SCALE DRAWING
 DRAWING IS SUBJECT TO CHANGE WITHOUT NOTICE

TITLE: 8 CONDUCTOR / 10 POSITION LINE CORD MODULE WITH RADIAL BACK; RMK KEY OPTION; COLOR : CLEAR

DIMENSIONS: INCHES [METRIC]	THIS DRAWING AND THE SUBJECT MATTER SHOWN THEREON ARE CONFIDENTIAL AND THE PROPRIETARY PROPERTY OF STEWART CONNECTOR AND SHALL NOT BE REPRODUCED, COPIED, OR USED IN ANY MANNER WITHOUT PRIOR WRITTEN CONSENT OF STEWART CONNECTOR. ONE OR MORE U.S. PATENTS MAY APPLY TO THIS PRODUCT. FOR DETAILS, PLEASE VISIT: HTTP://BELFUSE.COM/STEWART/STEWART_PATENTS/	DRN BY: JAF	DATE 5-27-05
UNLESS OTHERWISE SPECIFIED TOLERANCES ARE ±.005 [0.13] ANGLES ARE ± 1°		APPD BY: RGC	DATE 5-31-05
SHEET NO. 1 OF 1		DWG NO. CT300244	REV. B7

