

REV. Status

REVISION - 11/29/01 RJ
REVISION A CHANGED A.6 AND DIMS. 04/01/02 RJ
REVISION B REVISED PLUG LOCATION. ADDED RoHS 05/30/06 MP

A. Electrical specifications

1. Input voltage: AC 120V ±10% 60Hz ±0.5Hz
2. Output voltage and current: DC 18V at 700mA

V _{in}	900mA	100% Load	No Load
100	14.0VDC NOM	-	-
108	-	14.0VDC MIN	-
120	-	17.5-18.5VDC	23.0VDC MAX
132	-	-	26.0VDC MAX

NOTE: Specification applies after 10 minutes warm-up with full load and at any operating temperature.

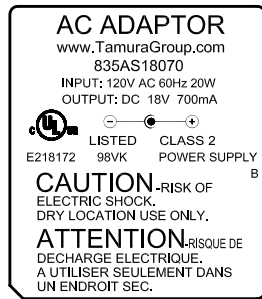
3. Operating temperature: -10°C to +40°C
4. Storage temperature: -20°C to +85°C
5. Operating and Storage Humidity: 0 to 95% without condensation
6. Withstand voltage: AC 1000Vrms 1 minute @ input to output

B. Typical performance data test Condition:
T_a = +25°C measured after 10 minute warm-up with input at 120V 60Hz

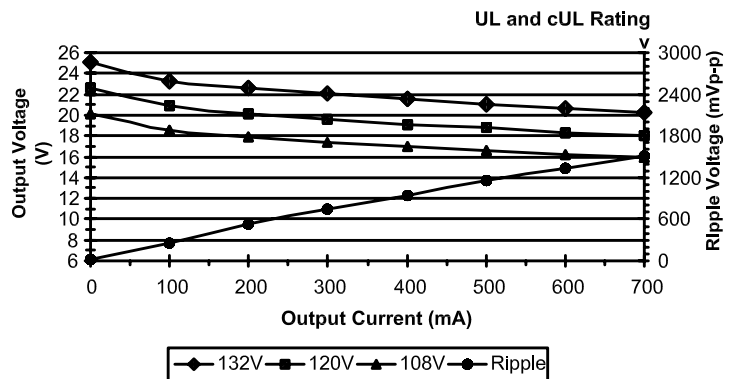
C. Safety agencies

UL and cUL File No. E218172

D. Nameplate: Information is as follows:
Metallic letters on a black background

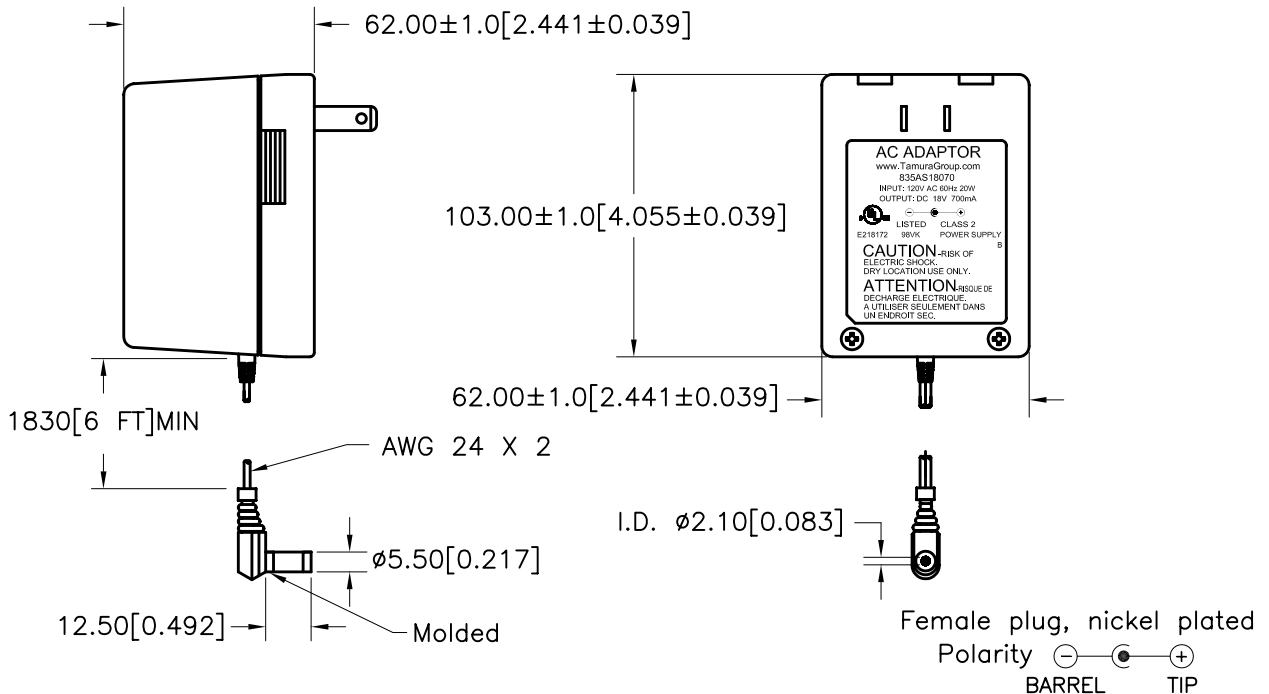


TYPICAL PERFORMANCE CHART



E. Mechanical Specifications

All dimensions shown are nominal unless otherwise specified



PREPARED BY:

K. BRENNAN

ENGINEER:

M. PITCHAI

QUALITY CONTROL:

T. CLEM

APPROVED:

Y. SEKIGUCHI

DWG CONTROL NO. P-A7-12907
ACAD\PS\A7129071.DWG

REV B

UL/cUL DC 18V 700mA
POWER SUPPLY

CONTENTS OF THIS DRAWING ARE SUBJECT TO CHANGE WITHOUT PRIOR NOTICE

TAMURA CORPORATION OF AMERICA
43352 BUSINESS PARK DRIVE, TEMECULA, CA. 92590-6624
(951) 699-1270 FAX 9516769482

835AS18070

MODEL SPECIFICATION

DIM: mm(In) SCL: NONE SH: 1 OF 1

PROPRIETARY NOTICE: THIS DRAWING PRINT OR DOCUMENT AND SUBJECT MATTER DISCLOSED HEREIN ARE PROPRIETARY ITEMS TO WHICH TAMURA RETAINS THE EXCLUSIVE RIGHT OF DISSEMINATION, REPRODUCTION, MANUFACTURE AND SALE. THIS DRAWING, PRINT OR DOCUMENT IS SUBMITTED IN CONFIDENCE FOR CONSIDERATION BY THE RECIPIENT ALONE UNLESS PERMISSION FOR FURTHER DISCLOSURE IS EXPRESSLY GRANTED IN WRITING.

