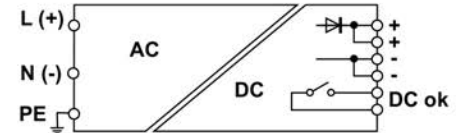
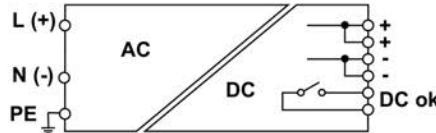










- Single phase and DC input
- Short circuit, overload, input and output overvoltage protections
- Over temperature protection
- Suitable for applications that require high reliability and performance
- Smart alarm contact, signals when output voltage drops more than 10%
- High overload capability to ensure the protections selectivity and start-up of heavy loads



NOTE

Please refer to the datasheet for more details
Above overcurrent limit, the protection starts cycling in ON/OFF mode(hiccup autoreset), the maximum current supplied depends by the line resistance



CODE	XCSF85C	XCSF85CP
TYPE	CSF85C	CSF85CP
INPUT TECHNICAL DATA		
Input rated voltage	120-230 Vac	120-230 Vac
Input voltage AC	90...264 Vac	90...264 Vac
Input voltage DC	100...345 Vdc (derating Uin<130 Vdc)	100...345 Vdc (derating Uin<130 Vdc)
Frequency	47...63 Hz	47...63 Hz
Current consumption	1.6 A (120 Vac) / 0.9 A (230 Vac)	1.6 A (120 Vac) / 0.9 A (230 Vac)
Inrush peak current	20 A	20 A
Power factor	> 0.65	> 0.65
Internal protection fuse	T 2 A	T 2 A
External protection on AC line	MCB: C-4 A / Fuse: T 4 A	MCB: C-4 A / Fuse: T 4 A
OUTPUT TECHNICAL DATA		
Output rated voltage	24 Vdc ±1%	24 Vdc ±1%
Output adjustable range	23...27.5 Vdc	23...27.5 Vdc
Continuous current	3.5 A at 50°C	3.5 A at 50°C
Overload limiting	6 A for >30 s	6 A for >30 s
Short circuit peak current	10 A for 50 ms	10 A for 50 ms
Ripple @ nominal ratings	70 mVpp	70 mVpp
Hold up time	20 ms (120 Vac) / 70 ms (230 Vac)	20 ms (120 Vac) / 70 ms (230 Vac)
Status indication	LED "DC OK" / LED "Alarm"	LED "DC OK" / LED "Alarm"
Alarm contact	dry contact, max. 1A @ 24 Vdc (Uout >21.6 Vdc)	dry contact, max. 1A @ 24 Vdc (Uout >21.6 Vdc)
Parallel connection	possible	possible
Redundant parallel connection	possible with external ORing diode	already fitted with internal ORing diode
GENERAL TECHNICAL DATA		
Efficiency	86% (120 Vac) / 90% (230 Vac)	86% (120 Vac) / 90% (230 Vac)
Dissipated power	14 W (120 Vac) / 10 W (230 Vac)	14 W (120 Vac) / 10 W (230 Vac)
Operating temperature range	-20...+60°C (derating -1.45 W >45°C)	-20...+60°C (derating -1.45 W >45°C)
Input / output isolation	3 kVac / 60 s (SELV output)	3 kVac / 60 s (SELV output)
Input / ground isolation	1.5 kVac / 60 s	1.5 kVac / 60 s
Output / ground isolation	0.5 kVac / 60 s	0.5 kVac / 60 s
Standard / approvals	EN 60950-1	EN 60950-1
EMC Standards	EN 61000-6-1, EN 61000-6-2, EN 61000-6-3, EN 61000-6-4	EN 61000-6-1, EN 61000-6-2, EN 61000-6-3, EN 61000-6-4
Overvoltage category / Pollution degree	II / 2	II / 2
Protection degree	IP 20	IP 20
Connection terminal IN/OUT	2.5 mm ² / 2.5 mm ²	2.5 mm ² / 2.5 mm ²
Housing material	aluminium	aluminium
Dimension	40x130x115 mm	40x130x115 mm
Approximate weight	400 g	400 g
Mounting information	vertical on a rail, 10 mm from adjacent components	vertical on a rail, 10 mm from adjacent components
APPROVALS	   	   
ACCESSORIES		
Mounting rail (IEC60715/TH35-7.5)	PR/3/AC, PR/3/AC/ZB, PR/3/AS, PR/3/AS/ZB	PR/3/AC, PR/3/AC/ZB, PR/3/AS, PR/3/AS/ZB
Mounting rail (IEC60715/TH35-15)	PR/3/PP, PR/3/PP/ZB, PR/3/PA, PR/3/PA/ZB	PR/3/PP, PR/3/PP/ZB, PR/3/PA, PR/3/PA/ZB