

May.1.2023 Copyright 2023 HIROSE ELECTRIC CO., LTD. All Rights Reserved.
In case of consideration for using Automotive equipment / device which demand high reliability, kindly contact our sales window correspondents.

APPLICABLE STANDARD						
RATING	OPERATING TEMPERATURE RANGE	-55°C TO + 105°C (NOTE 1)		STORAGE TEMPERATURE RANGE	-10°C TO + 60°C (NOTE 3)	
	OPERATING HUMIDITY RANGE	20% TO 80% (NOTE 2)		STORAGE HUMIDITY RANGE	40% TO 70% (NOTE 3)	
	VOLTAGE	1000V AC/DC		APPLICABLE CONNECTOR	DF60-*EP-10.16C(##) DF60R-*EP-10.16C	
	CURRENT (*1)	AWG8	50A	APPLICABLE CABLE	AWG 8	
	RATED VOLTAGE	RATED CURRENT		OVERVOLTAGE CATEGORY	IP- DEGREE	
UL	600V AC/DC	AWG8: 65A (AT AMBIENT TEMP. 25°C) (NOTE 5)		—	—	
C-UL	600V AC/DC	SEE ABOVE (*1) (TEMP. RISE UP 30°C MAX)		—	—	
TUV	600V AC/DC	SEE ABOVE (*1)		III	IP00	
SPECIFICATIONS						
ITEM		TEST METHOD		REQUIREMENTS		QT AT
CONSTRUCTION						
GENERAL EXAMINATION		VISUALLY AND BY MEASURING INSTRUMENT.		ACCORDING TO DRAWING.		X X
MARKING		CONFIRMED VISUALLY.				X X
ELECTRIC CHARACTERISTICS						
CONTACT RESISTANCE MILLIVOLT LEVEL METHOD		DC6V MAX, 1A		2mΩ MAX.		X —
MECHANICAL CHARACTERISTICS						
MECHANICAL OPERATION		30TIMES INSERTIONS AND EXTRACTIONS.		① CONTACT RESISTANCE: 2mΩ MAX. ② NO DAMAGE, CRACK OR LOOSENESS OF PARTS.		X —
VIBRATION		FREQUENCY 10 TO 500 Hz, TOTAL AMPLITUDE 1.5 mm, Acceleration of 98 m/s ² , AT 2 h, FOR 3 DIRECTIONS.		① NO ELECTRICAL DISCONTINUITY OF 1μs. ② NO DAMAGE, CRACK OR LOOSENESS OF PARTS..		X —
SHOCK		490 m/s ² DURATION OF PULSE 11 ms AT 3 TIMES FOR 3 DIRECTIONS.		① NO ELECTRICAL DISCONTINUITY OF 1μs. ② NO DAMAGE, CRACK OR LOOSENESS OF PARTS..		X —
CRIMP TENSILE STRENGTH		APPLY WIRE TENSILE STRENGTH TO CAULKING AREA AXIALLY UNTIL LOOSEN OR BROKEN.		300N MIN		X —
ENVIRONMENTAL CHARACTERISTICS						
DAMP HEAT (STEADY STATE)		EXPOSED AT 40 ± 2 °C, 90 TO 95 %, 96 h.		① CONTACT RESISTANCE: 2mΩ MAX. ② NO DAMAGE, CRACK OR LOOSENESS OF PARTS.		X —
RAPID CHANGE OF TEMPERATURE		TEMPERATURE -55°C → +85°C TIME 30min → 30min UNDER 25 CYCLES. (THE TRANSFERRING TIME OF THE TANK IS 2-3 min) (AFTER LEAVING THE ROOM TEMPERATURE FOR 1-2h.)		① CONTACT RESISTANCE: 2mΩ MAX. ② NO DAMAGE, CRACK OR LOOSENESS OF PARTS.		X —
DRY HEAT		EXPOSED AT 105 ± 2°C, 250h (AFTER LEAVING THE ROOM TEMPERATURE FOR 1-2h.)		① CONTACT RESISTANCE: 2mΩ MAX. ② NO DAMAGE, CRACK OR LOOSENESS OF PARTS.		X —
Remarks						
Note1: Include the temperature rising by current.						
Note2: No condensing.						
Note3: Apply to the condition of long term storage for unused products before PCB on board . After mounted on PCB board , operating temperature and humidity range is applied for interim storage during transportation.						
	COUNT	DESCRIPTION OF REVISIONS	DESIGNED	CHECKED	DATE	
	3	DIS-H-00002440	TS. KUMAZAWA	TS. FUKUSHIMA	17. 01. 06	
Unless otherwise specifid , refer to IEC 60512.				APPROVED	KI. AKIYAMA	14. 11. 08
				CHECKED	TS. FUKUSHIMA	14. 11. 07
				DESIGNED	TS. KUMAZAWA	14. 11. 07
				DRAWN	TS. KUMAZAWA	14. 11. 07
Note QT:Qualification Test AT:Assurance Test X:Applicable Test			DRAWING NO.	ELC4-344654-02		
	SPECIFICATION SHEET		PART NO.	DF60-8PCFA (07)		
	HIROSE ELECTRIC CO., LTD.		CODE NO.	CL680-3023-0-07		1/3



(Note 4) Derating curve takes manufacturing tolerances into consideration as well as uncertainties in temperature measurement and the measuring set up and is derived from the basic curve multiplied by 0.8 calculation.

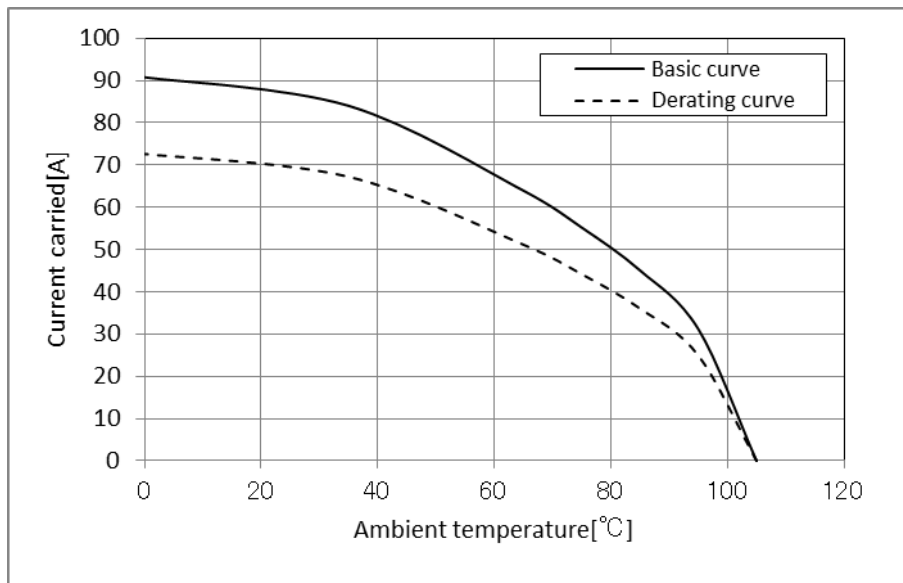
(Note 5) The value of rated current differs depending on the ambient temperature. It is recommended to use the product within the derating curve zone.

(Note 6) Measurement method of derating curve is shown below.

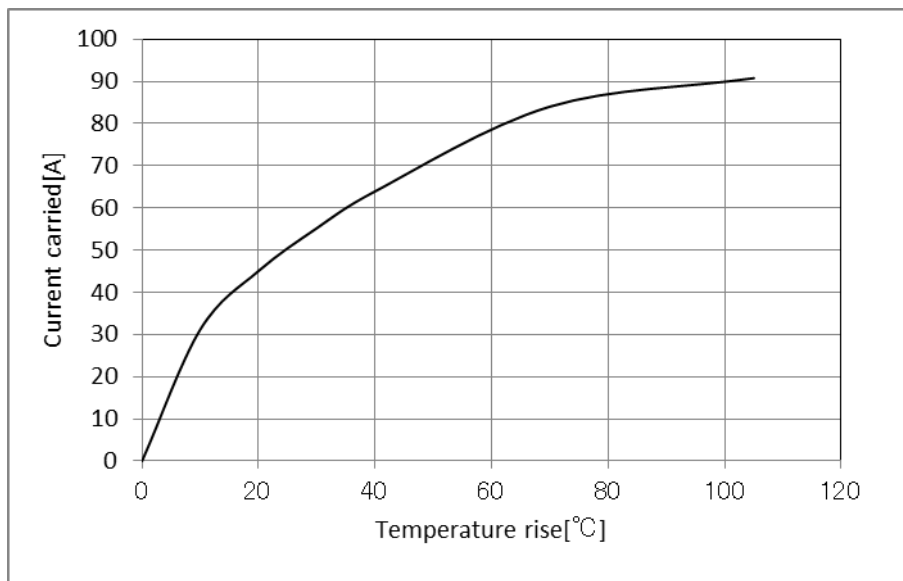
- Test specimen: Unused DF60-2P-10.16DS(27).
 Unused DF60-2S-10.16C
 Unused DF60-8SCFA
- Test cable spec: AWG 8
- Test condition: Turn on electricity under the static state and measure.
 (Test report # TR680E-20766)

[Reference]

Derating curve



Temperature rise curve



Note QT:Qualification Test AT:Assurance Test X:Applicable Test

DRAWING NO.

ELC4-344654-02



SPECIFICATION SHEET

PART NO.

DF60-8PCFA (07)

HIROSE ELECTRIC CO., LTD.

CODE NO.

CL680-3023-0-07



2/3

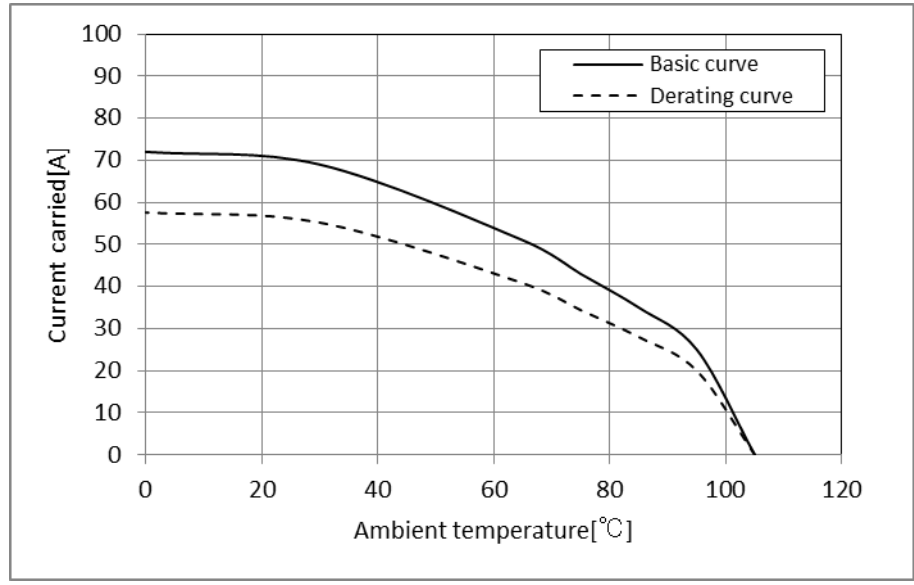
2

(Note 7) Measurement method of derating curve is shown below.

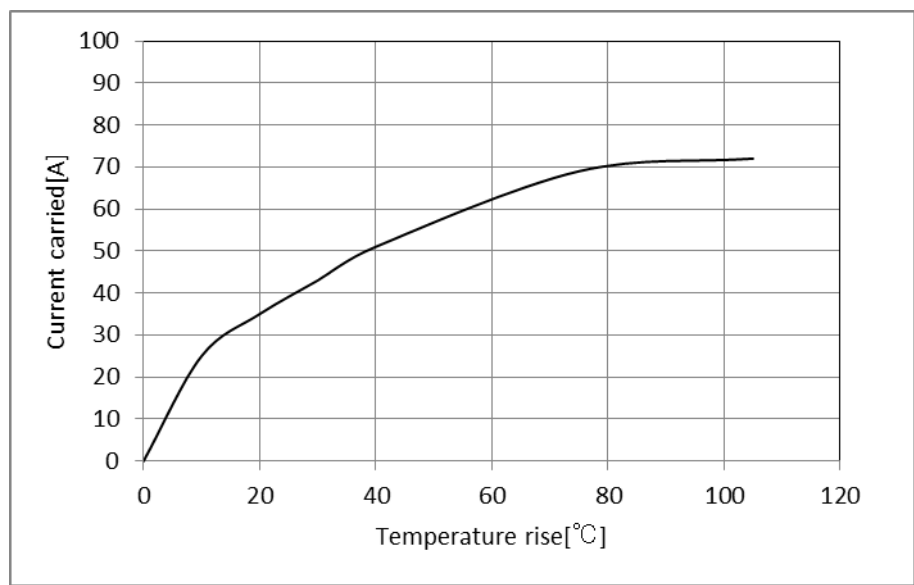
- Test specimen: Unused DF60-6P-10.16DS(27).
 Unused DF60-6S-10.16C
 Unused DF60-8SCFA
- Test cable spec: AWG 8
- Test condition: Turn on electricity under the static state and measure.
 (Test report # TR680E-20802)

[Reference]

Derating curve



Temperature rise curve



Note QT:Qualification Test AT:Assurance Test X:Applicable Test		DRAWING NO.		ELC4-344654-02	
HRS	SPECIFICATION SHEET		PART NO.	DF60-8PCFA (07)	
	HIROSE ELECTRIC CO., LTD.		CODE NO.	CL680-3023-0-07	3/3