

# BLM18DN151SH1#

“#” indicates a package specification code.



## < List of part numbers with package codes >

BLM18DN151SH1B      BLM18DN151SH1D      BLM18DN151SH1J

## Applications

Unsuitable Applications	Please be sure to read and comply with these "Precautions for use."
Specific Applications	Automotive powertrain/safety equipment, Automotive infotainment/comfort equipment, Consumer equipment, Medical equipment [GHTF A/B/C] except for implant & operation & auto-dispenser equipment, Industrial equipment except for transportation & facility & energy equipment Please refer to Our Website and specifications, etc. for information about the performance, functions, quality, management, and safety required for the above applications, and use Products after confirming the performance and reliability of the actual Product.

## Packaging Information

Packaging	Specifications	Standard Packing Quantity
B	Bulk(Bag)	1000
D	180mm Paper Tape	4000
J	330mm Paper Tape	10000

## Features

Chip ferrite beads for high frequency noise suppression over a wide frequency range.

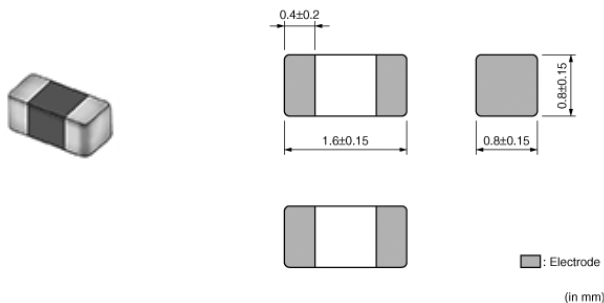
### Features

1. High impedance characteristic in 1GHz or higher frequency
2. High impedance characteristic over a wide frequency band range of 100MHz to 6GHz
3. Low DC Resistance enables large Rated Current

### Applications

1. Noise suppression for Automotive LED Lighting.

## Appearance & Shape



### Attention

1. This datasheet is downloaded from the website of Murata Manufacturing Co., Ltd. Therefore, its specifications are subject to change or our products in it may be discontinued without advance notice. Please check with our sales representatives or product engineers before ordering.
2. This datasheet has only typical specifications because there is no space for detailed specifications. Therefore, please review our product specifications or consult the approval sheet for product specifications before ordering.

# BLM18DN151SH1#

“#” indicates a package specification code.



## Specifications

Shape	SMD
Size Code (in inch)	0603
Length	1.6mm
Length Tolerance	±0.15mm
Width	0.8mm
Width Tolerance	±0.15mm
Thickness	0.8mm
Thickness Tolerance	±0.15mm
Operating Temperature Range	-55°C to 125°C
Mass(typ.)	0.004g
Number of Circuit	1
Rated Current (at 85°C)	1.4A
Rated Current (at 125°C)	900mA
DC Resistance(max.)	0.12Ω
Impedance (at 100MHz)	150Ω
Impedance (at 100MHz) Tolerance	±25%
Impedance (at 1GHz)	400Ω
Impedance (at 1GHz) Tolerance	±30%
Size Code (in mm)	1608

### Attention

1.This datasheet is downloaded from the website of Murata Manufacturing Co., Ltd. Therefore, it's specifications are subject to change or our products in it may be discontinued without advance notice. Please check with our sales representatives or product engineers before ordering.

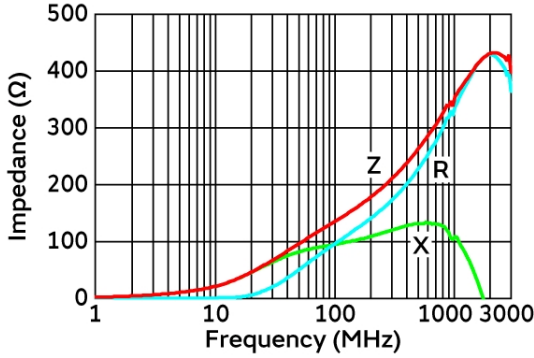
2.This datasheet has only typical specifications because there is no space for detailed specifications.

Therefore, please review our product specifications or consult the approval sheet for product specifications before ordering.

# BLM18DN151SH1#

"#" indicates a package specification code.

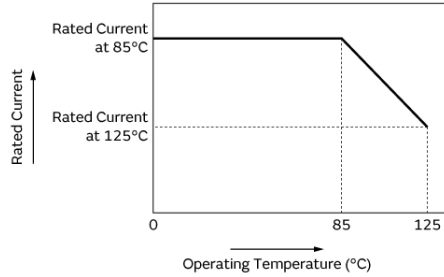
## Product Data



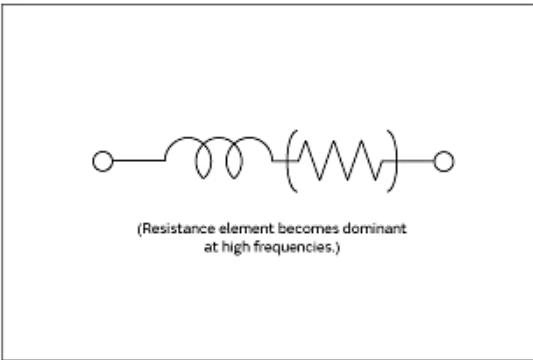
Impedance-Frequency Characteristics

In operating temperature exceeding +85°C, derating of current is necessary for this series. Please apply the derating curve shown in chart according to the operating temperature.

Derating of Rated Current



Derating of Rated Current



Equivalent Circuit

**Attention**

- 1.This datasheet is downloaded from the website of Murata Manufacturing Co., Ltd. Therefore, it's specifications are subject to change or our products in it may be discontinued without advance notice. Please check with our sales representatives or product engineers before ordering.
- 2.This datasheet has only typical specifications because there is no space for detailed specifications. Therefore, please review our product specifications or consult the approval sheet for product specifications before ordering.