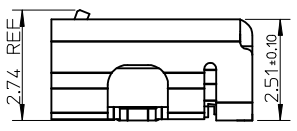
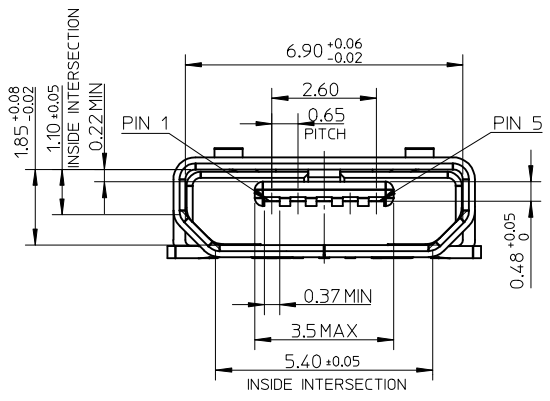
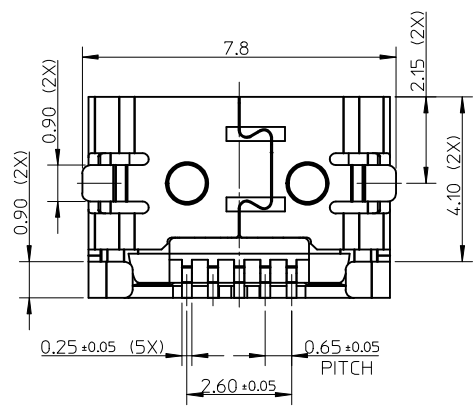
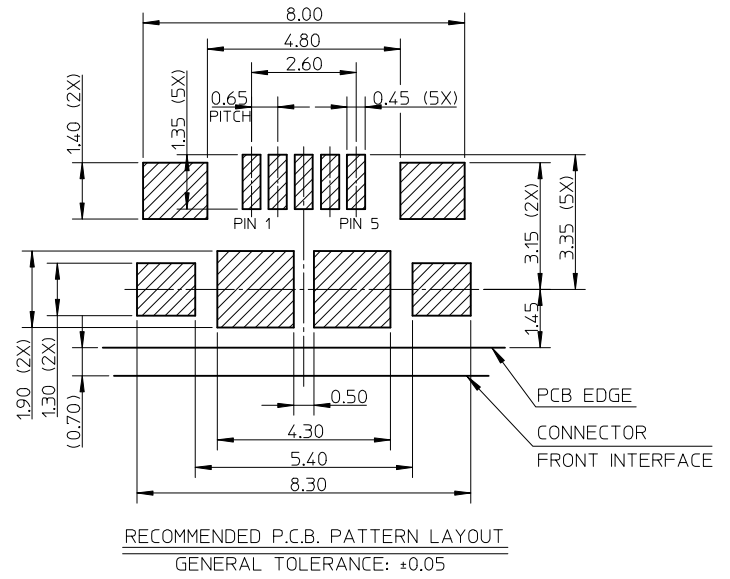


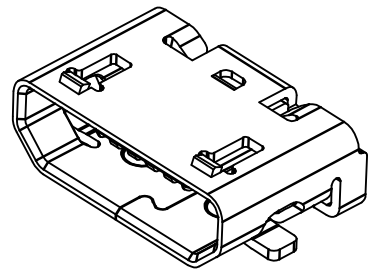
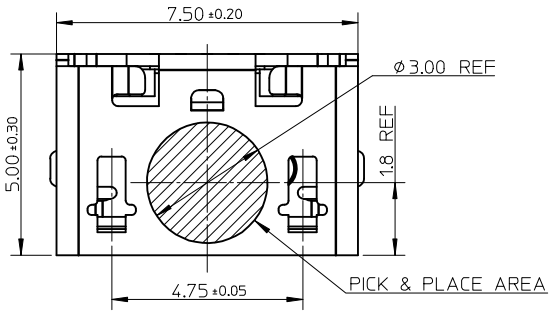
- NOTES:
- MATERIAL:
 - HOUSING: LCP, BLACK, UL94V-0;
 - TERMINAL: COPPER ALLOY, THICKNESS: 0.15mm;
 - SHELL: STAINLESS STEEL, THICKNESS: 0.30mm.
 - PLATING:
 - TERMINAL:
 - CONTACT AREA: GOLD FLASH OVER 0.75 MICRON MINIMUM Pd/Ni;
 - SOLDER TAIL AREA: GOLD FLASH;
 - UNDER PLATING: NICKEL 2.0MICRON MINIMUM.
 - SHELL:
 - MATTE TIN 2.0MICRON MINIMUM;
 - UNDER PLATING: NICKEL 1.27MICRON MINIMUM.
 - TAIL & NAIL COPLANARITY 0.08mm MAXIMUM.
 - PRODUCT SPECIFICATION: PS-47642-001.
 - PACKAGE SPECIFICATION: PK-47346-002.
 - COMPLIANT TO RoHS DIRECTIVE 2002/95/EC AND ELV 2000/53/EC.



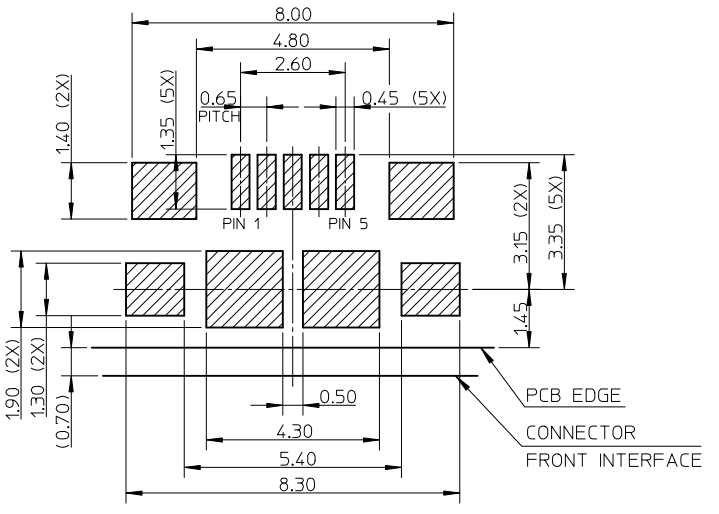
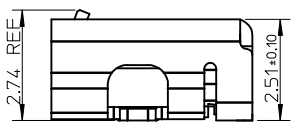
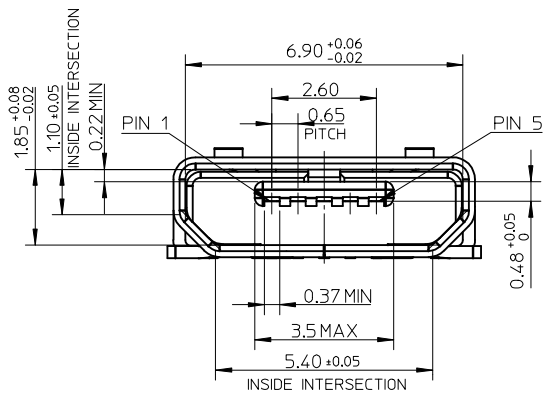
5	GND
4	ID
3	D+
2	D-
1	VBUS
PIN	NAME
PIN ASSIGNMENT	



ADD PIN ASSIGNMENT EC NO: SH2014-0449 DRWN: XQZHANG 2014/04/24 CH'KD: XQZHANG 2014/04/24 APPR: AYIN 2014/06/06	QUALITY SYMBOLS F ₀ = 0 F ₀ = 0 F ₀ = 0	GENERAL TOLERANCES (UNLESS SPECIFIED)		DIMENSION STYLE MM ONLY		SCALE 1:1	DESIGN UNITS METRIC	THIRD ANGLE PROJECTION	
		mm	INCH	DRAWN BY	DATE	TITLE SALES DRAWING FOR USB MICRO-B, BOTTOM MOUNT FLANGELESS TYPE			
		4 PLACES ± ---	± ---	XQZHANG	2013/11/08	molex			
		3 PLACES ± ---	± ---	CHECKED BY	DATE				
2 PLACES ± 0.15	± ---	XQZHANG	2013/11/08	MATERIAL NO. 47346-1015		DOCUMENT NO. SD-47346-115		SHEET NO. 1 OF 1	
1 PLACE ± 0.25	± ---	APPROVED BY	DATE	THIS DRAWING CONTAINS INFORMATION THAT IS PROPRIETARY TO MOLEX INCORPORATED AND SHOULD NOT BE USED WITHOUT WRITTEN PERMISSION					
0 PLACE ± ---	± ---	AYIN	2013/11/25						
DRAFT WHERE APPLICABLE MUST REMAIN WITHIN DIMENSIONS		ANGULAR ± 3°							

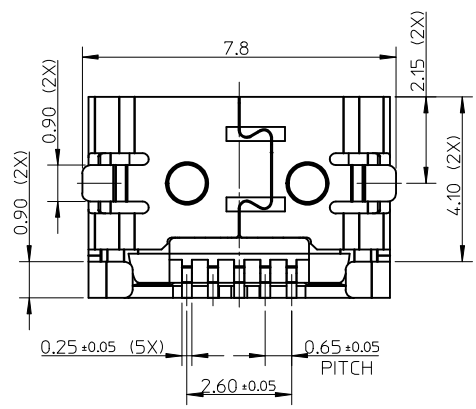


- NOTES:
- MATERIAL:
 - HOUSING: LCP, BLACK, UL94V-0;
 - TERMINAL: COPPER ALLOY, THICKNESS: 0.15mm;
 - SHELL: STAINLESS STEEL, THICKNESS: 0.30mm.
 - PLATING:
 - TERMINAL:
 - CONTACT AREA: GOLD FLASH OVER 0.75 MICRON MINIMUM Pd/Ni;
 - SOLDER TAIL AREA: GOLD FLASH;
 - UNDER PLATING: NICKEL 2.0MICRON MINIMUM.
 - SHELL:
 - MATTE TIN 2.0MICRON MINIMUM;
 - UNDER PLATING: NICKEL 1.27MICRON MINIMUM.
 - TAIL & NAIL COPLANARITY 0.08mm MAXIMUM.
 - PRODUCT SPECIFICATION: PS-47642-001.
 - PACKAGE SPECIFICATION: PK-47346-002.
 - COMPLIANT TO RoHS DIRECTIVE 2002/95/EC AND ELV 2000/53/EC.



5	GND
4	ID
3	D+
2	D-
1	VBUS
PIN	NAME
PIN ASSIGNMENT	

RECOMMENDED P.C.B. PATTERN LAYOUT
GENERAL TOLERANCE: ±0.05



ADD PIN ASSIGNMENT EC NO: SH2014-0449 DRWN: XQZHANG 2014/04/24 CH'KD: XQZHANG 2014/04/24 APPR: AYIN 2014/06/06	QUALITY SYMBOLS F=0 F=0 F=0	GENERAL TOLERANCES (UNLESS SPECIFIED)		DIMENSION STYLE MM ONLY		SCALE 1:1	DESIGN UNITS METRIC	THIRD ANGLE PROJECTION
		4 PLACES ± --- ± ---	DRAWN BY XQZHANG	DATE 2013/11/08	TITLE SALES DRAWING FOR USB MICRO-B, BOTTOM MOUNT FLANGELESS TYPE			
		3 PLACES ± --- ± ---	CHECKED BY XQZHANG	DATE 2013/11/08	molex			
		2 PLACES ± 0.15 ± ---	APPROVED BY AYIN	DATE 2013/11/25	MATERIAL NO. 47346-1015	DOCUMENT NO. SD-47346-115	SHEET NO. 1 OF 1	
1 PLACE ± 0.25 ± ---	ANGULAR ± 3 °		THIS DRAWING CONTAINS INFORMATION THAT IS PROPRIETARY TO MOLEX INCORPORATED AND SHOULD NOT BE USED WITHOUT WRITTEN PERMISSION					
0 PLACE ± --- ± ---	DRAFT WHERE APPLICABLE MUST REMAIN WITHIN DIMENSIONS							