

Coaxial

N-Type Fixed Attenuator

50Ω 100W 40dB DC to 4000 MHz

BW-40N100W+

Maximum Ratings

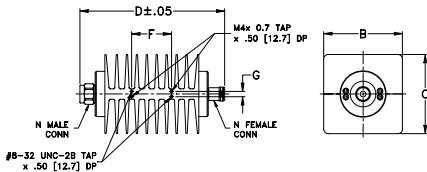
Operating Temperature -55°C to 100°C

Storage Temperature -55°C to 100°C**

**With mated connectors. Unmated, 85°C max.

Permanent damage may occur if any of these limits are exceeded.

Outline Drawing



Outline Dimensions (inch/mm)

B	C	D	E	F	G	wt.
3.46	3.46	6.36	--	1.75	.23	grams
87.88	87.88	161.54	--	44.45	5.84	1100.0

Features

- DC to 4000 MHz
- excellent VSWR, 1.20:1
- N-Male and N-Female connectors
- bi-directional

Applications

- matching
- instrumentation
- test set-ups



CASE STYLE: GH986

Connectors Model
N-Male-N-Fem BW-40N100W+

+RoHS Compliant

The +Suffix identifies RoHS Compliance. See our web site for RoHS Compliance methodologies and qualifications

Electrical Specifications

FREQ. RANGE ¹ (MHz)	ATTENUATION (dB)		VSWR (:1)			POWER ² (W)
	Nom.	ACCURACY	DC-0.5 GHz	0.5-2 GHz	2-4 GHz	
f_L - f_U			Max.	Max.	Max.	
DC-4000	40	±1.6	1.15	1.35	1.4	100

Temperature coefficient for attenuation .0004 dB/dB/°C typ.

1. Useable to 5 GHz

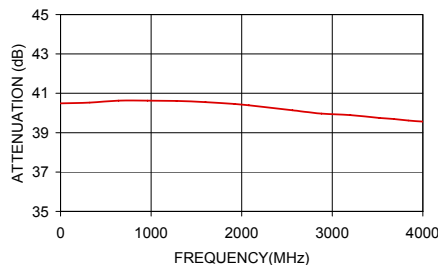
2. Average power at 25°C ambient, derate linearly to 50W at 100°C, bi-directional

Peak power 1kW max., 5µ sec pulse width, 100 Hz PRF

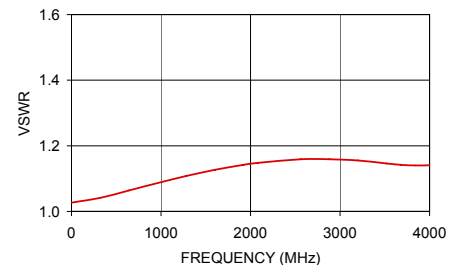
Typical Performance Data

Frequency (MHz)	Attenuation (dB)	VSWR (:1)
1.00	40.49	1.03
320.92	40.53	1.04
640.84	40.63	1.06
960.76	40.63	1.09
1280.68	40.61	1.11
1600.60	40.55	1.13
1920.52	40.46	1.14
2080.48	40.39	1.15
2560.36	40.14	1.16
2880.28	39.97	1.16
3200.20	39.89	1.16
3520.12	39.75	1.15
3680.08	39.69	1.14
3840.04	39.62	1.14
4000.00	39.56	1.14

BW-40N100W+
ATTENUATION



BW-40N100W+
VSWR



Notes

- A. Performance and quality attributes and conditions not expressly stated in this specification document are intended to be excluded and do not form a part of this specification document.
 B. Electrical specifications and performance data contained in this specification document are based on Mini-Circuit's applicable established test performance criteria and measurement instructions.
 C. The parts covered by this specification document are subject to Mini-Circuits standard limited warranty and terms and conditions (collectively, "Standard Terms"); Purchasers of this part are entitled to the rights and benefits contained therein. For a full statement of the Standard Terms and the exclusive rights and remedies thereunder, please visit Mini-Circuits' website at www.minicircuits.com/WCLStore/terms.jsp



www.minicircuits.com P.O. Box 350166, Brooklyn, NY 11235-0003 (718) 934-4500 sales@minicircuits.com

REV. C
M151107
ED-10917
BW-40N100W+
TD/FL/CP
150623
Page 1 of 1