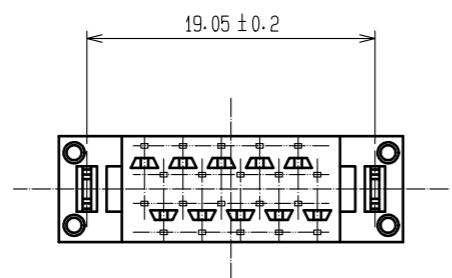
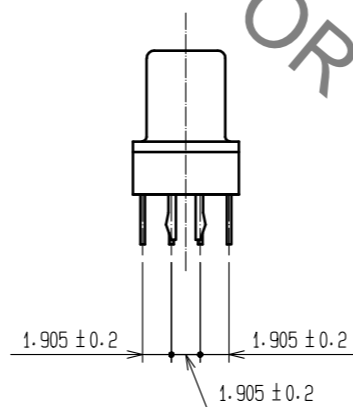
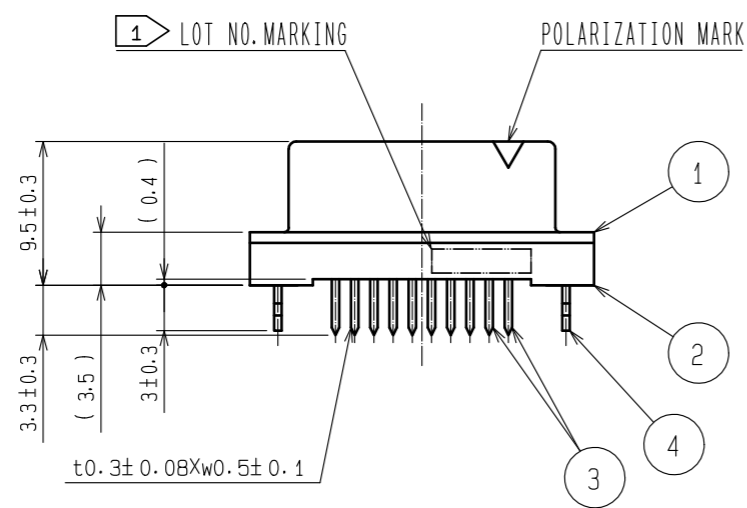
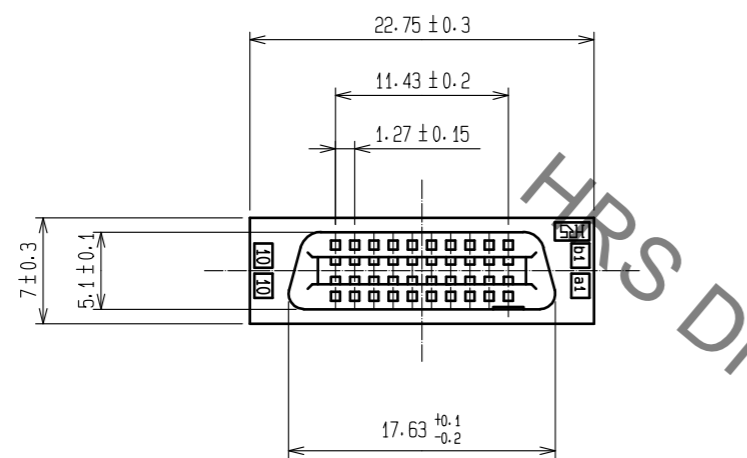
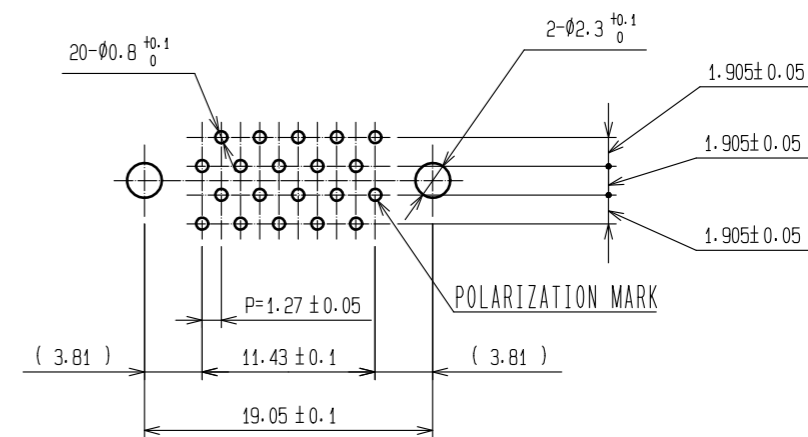


Apr.1.2023 Copyright 2023 HIROSE ELECTRIC CO., LTD. All Rights Reserved.  
In case of consideration for using Automotive equipment / device which demand high reliability, kindly contact our sales window correspondents.



RECOMMENDED PC BOARD HOLE PATTERN  
(MOUNTING SIDE) t=1.6



- NOTES 1. LOT NO. MARKING SIDE SHALL BE OPTIONAL.  
2. THE DIMENSIONS IN PARENTHESES ARE FOR REFERENCE.

4	PHOSPHOR BRONZE	TIN-PLATING	3	PHOSPHOR BRONZE	CONTACT AREA : GOLD 0.2µm min. DIP AREA : TIN-PLATING 2µm min. UNDER PLATING : NICKEL 2µm min.		
1.2	POLYAMIDE	BLACK $\Delta$					
NO.	MATERIAL	FINISH . REMARKS	NO.	MATERIAL	FINISH . REMARKS		
UNITS mm	$\odot$ $\square$	SCALE 2 : 1	COUNT $\Delta$ 1	DESCRIPTION OF REVISIONS DIS-F-00015308	DESIGNED YU. NAKADA	CHECKED HT. YAMAGUCHI	DATE 20220908
<b>HRS</b> HIROSE ELECTRIC CO., LTD.		APPROVED : HS. OKAWA	20070810	DRAWING NO.	EDC-083187-71-21		
		CHECED : HS. OZAWA	20070810	PART NO.	FX2C-20S-1.27DSAL(71)		
		DESIGNED : KY. NAKAMURA	20070810	CODE NO.	CL0572-2451-5-71		$\Delta$ 1/1
		DRAWN : TP. MATSUMOTO	20070809				