



10028 MHz Waveguide Band Pass Filter

Part Number: AE10028WB5005



ANATECH ELECTRONICS INC
RF & Microwave Filters & Products

Electrical Specifications

Center Frequency(CF): 10028 MHz

Passband: 10014-10042 MHz

Bandwidth: 28 MHz

Insertion Loss @ CF: 1.4 dB Max.

Return Loss: 18.0 dB Min.

Rejection1: 42 dB Min @ 10000 MHz

Rejection2: 42 dB Min @ 10056 MHz

Power Handling : 10 W

Mechanical

Mounting Method: Through Holes

Connector Type: WR90

Dimensions: 7.4 X 1.88 x 1.88 in.

Dimensions: 188 X 47.8 X47.8 mm.

Environmental

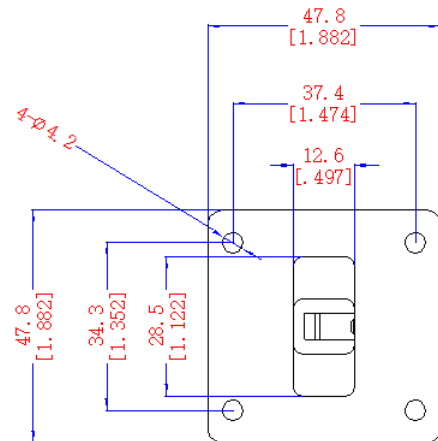
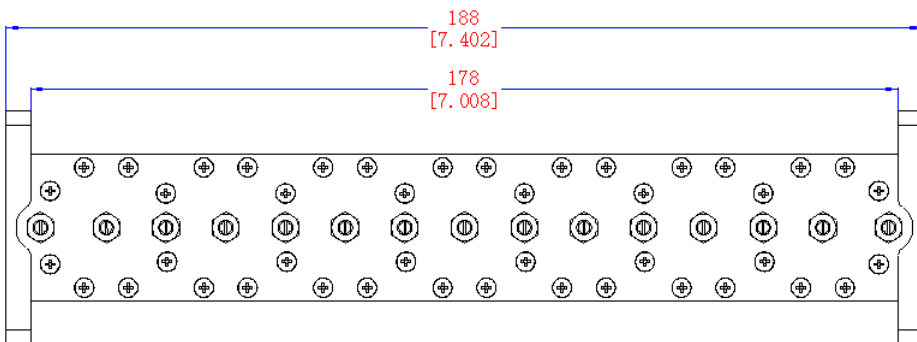
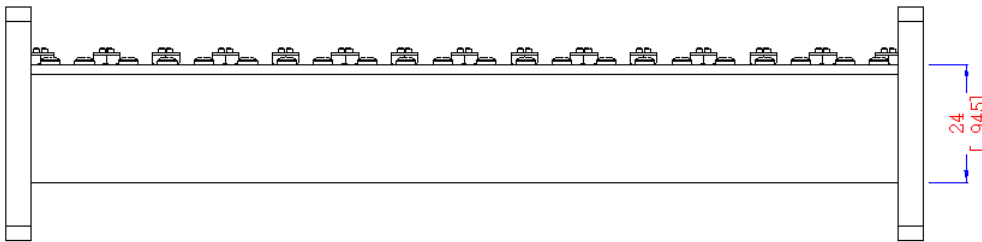
Operating Temperature: -25°C to +65°C

Storage Temperature: -55°C to +95°C

Shock: 20 G. 11ms

Vibration: 20 G. 5 to 200Hz

Outline Drawing:



Tolerance: +/-0.01 inches [+/-0.3mm] Angles: +/-1 Deg.

*Tolerance as shown unless otherwise specified in the datasheet electrical specification tables above.

*When max dimensions are called out the above tolerances do not apply as long as it is under the max call out.

70 Outwater Lane Phone: (973) 772-4242
Garfield, NJ 07026 Fax : (973) 321-3941

Email: sales@anatechelectronics.com
Web: www.anatechelectronics.com



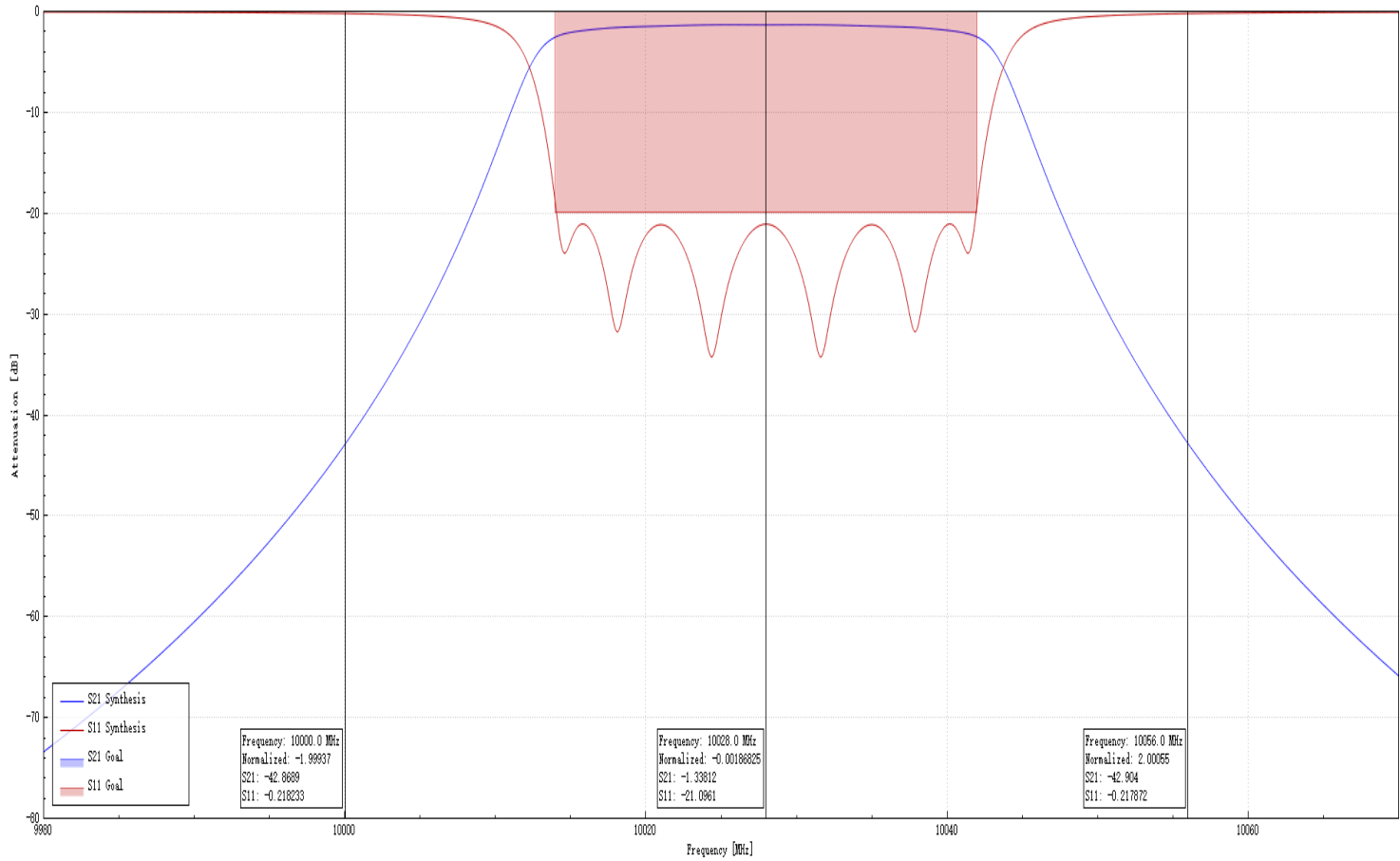
ANATECH ELECTRONICS INC
RF & Microwave Filters & Products

10028 MHz Waveguide Band Pass Filter

Part Number: AE10028WB5005



Simulation Plot:



Note: This is a simulated response plot. Actual performance might differ.

70 Outwater Lane Phone: (973) 772-4242
Garfield, NJ 07026 Fax : (973) 321-3941

Email: sales@anatechelectronics.com
Web: www.anatechelectronics.com