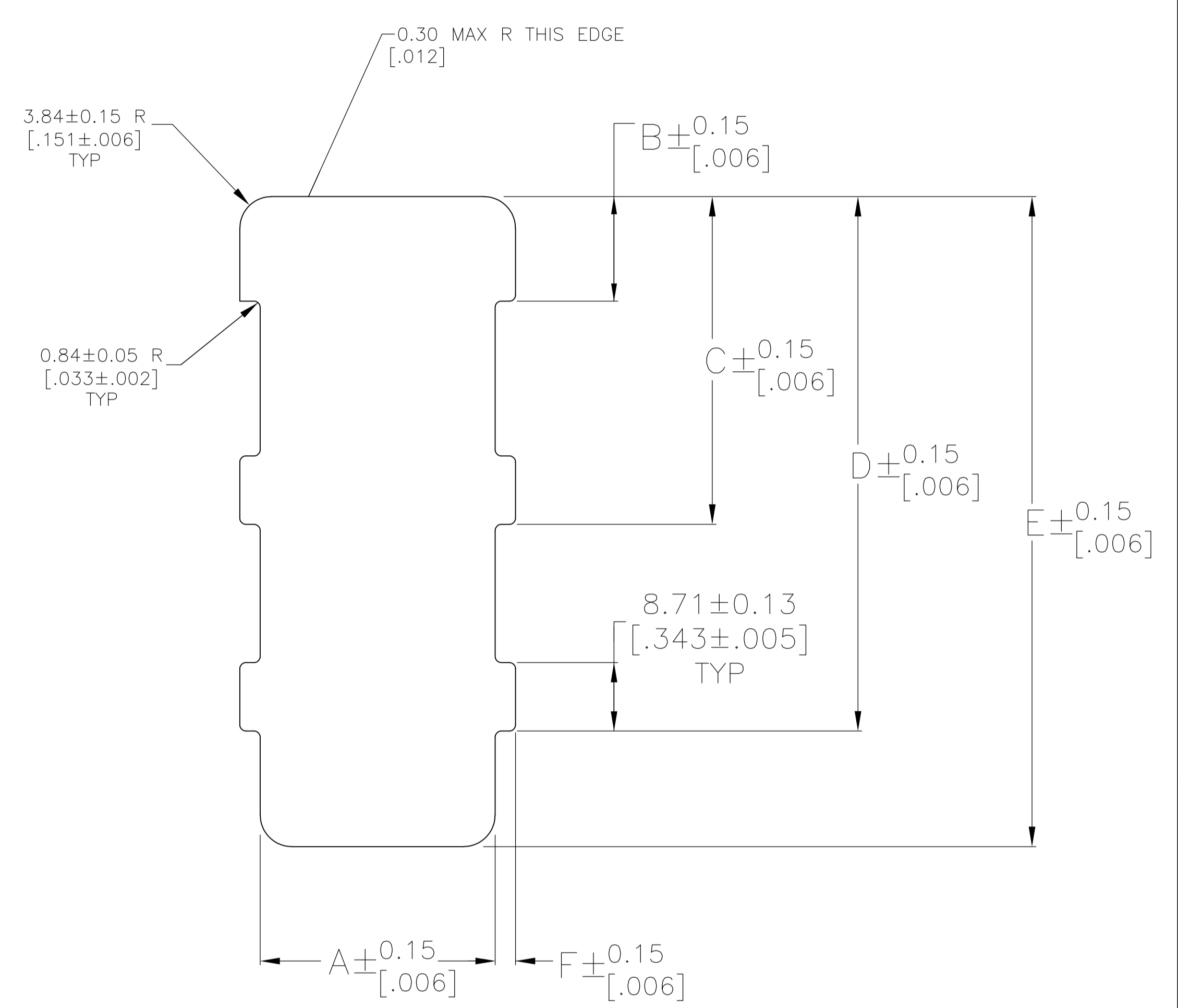
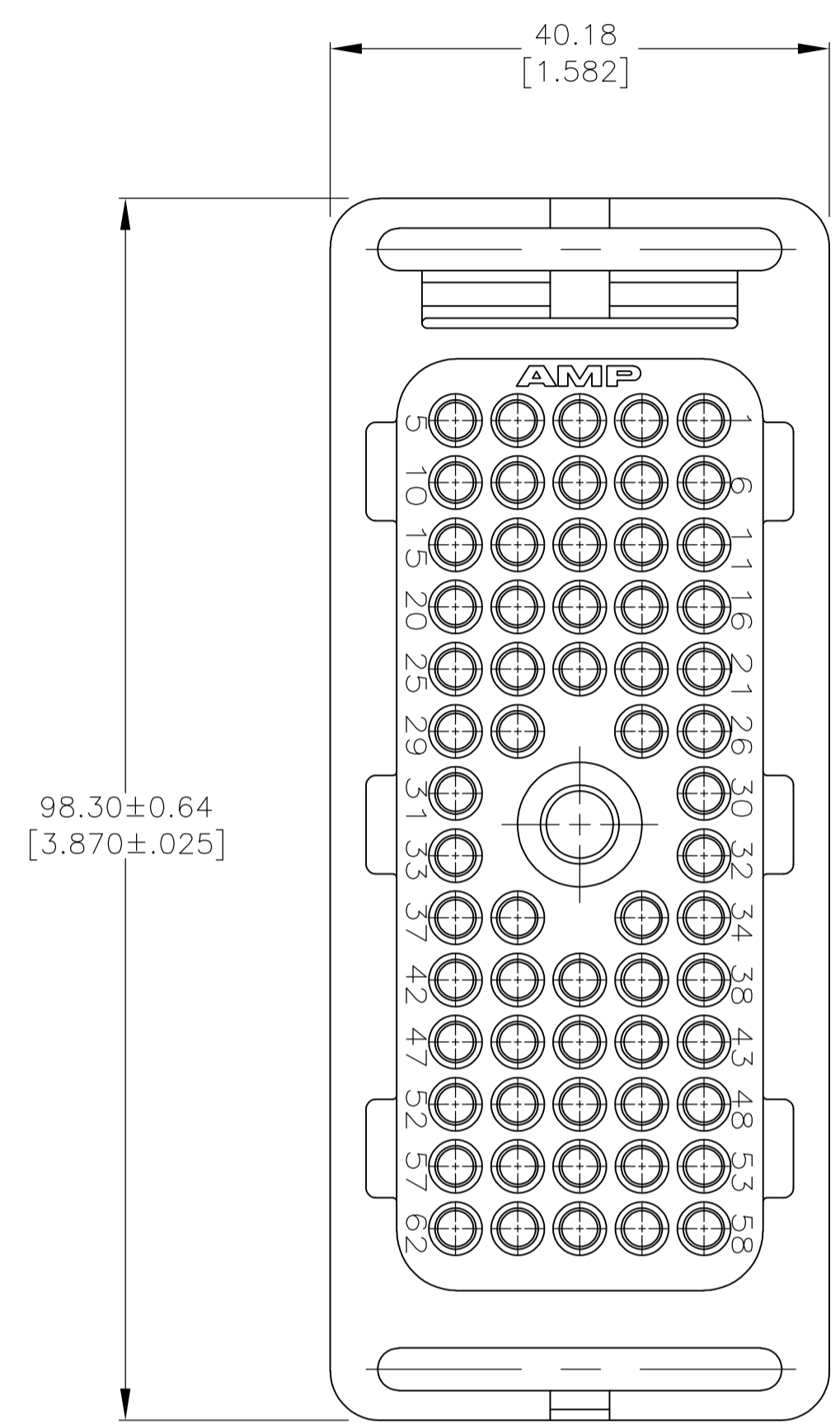
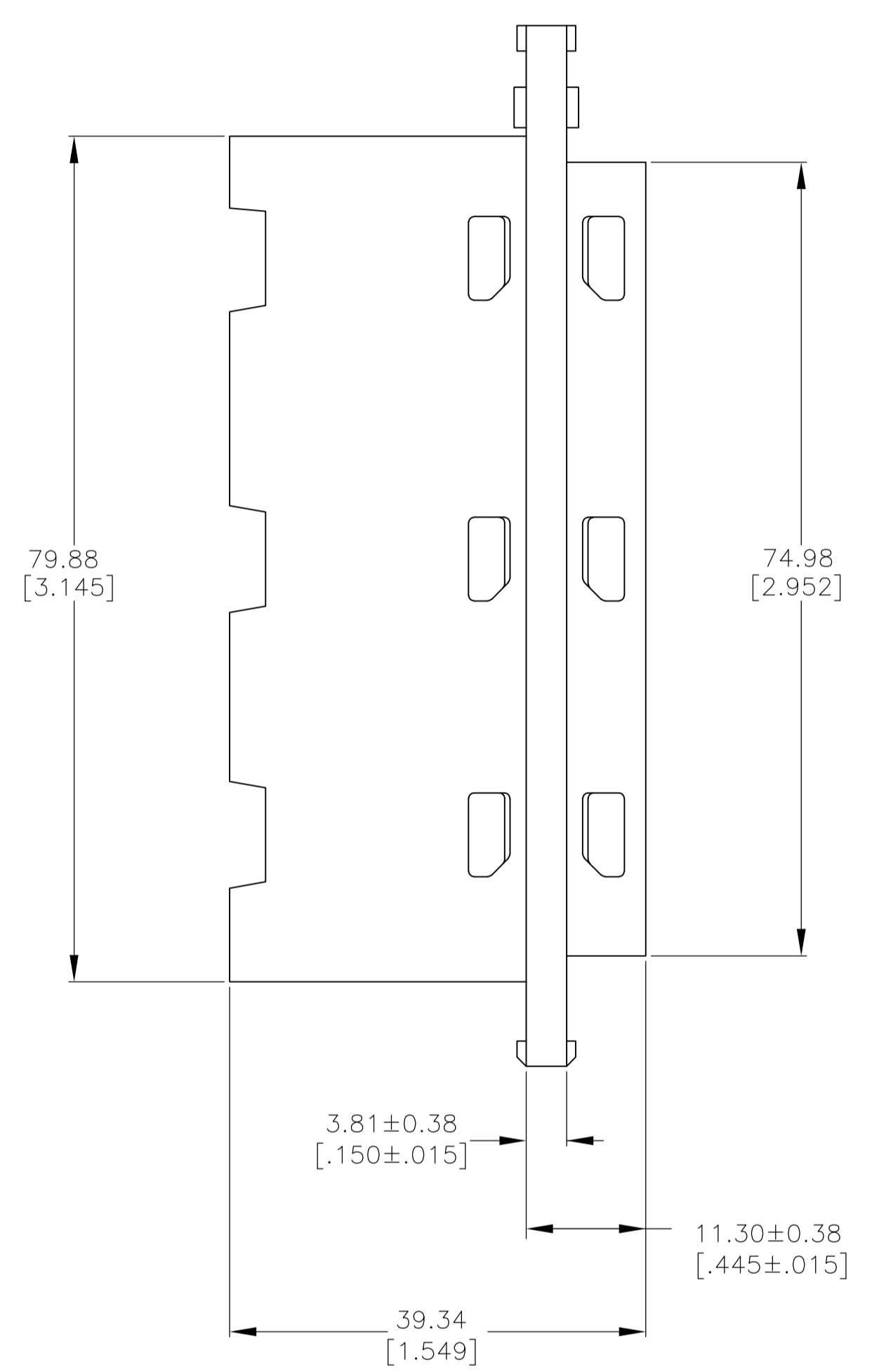
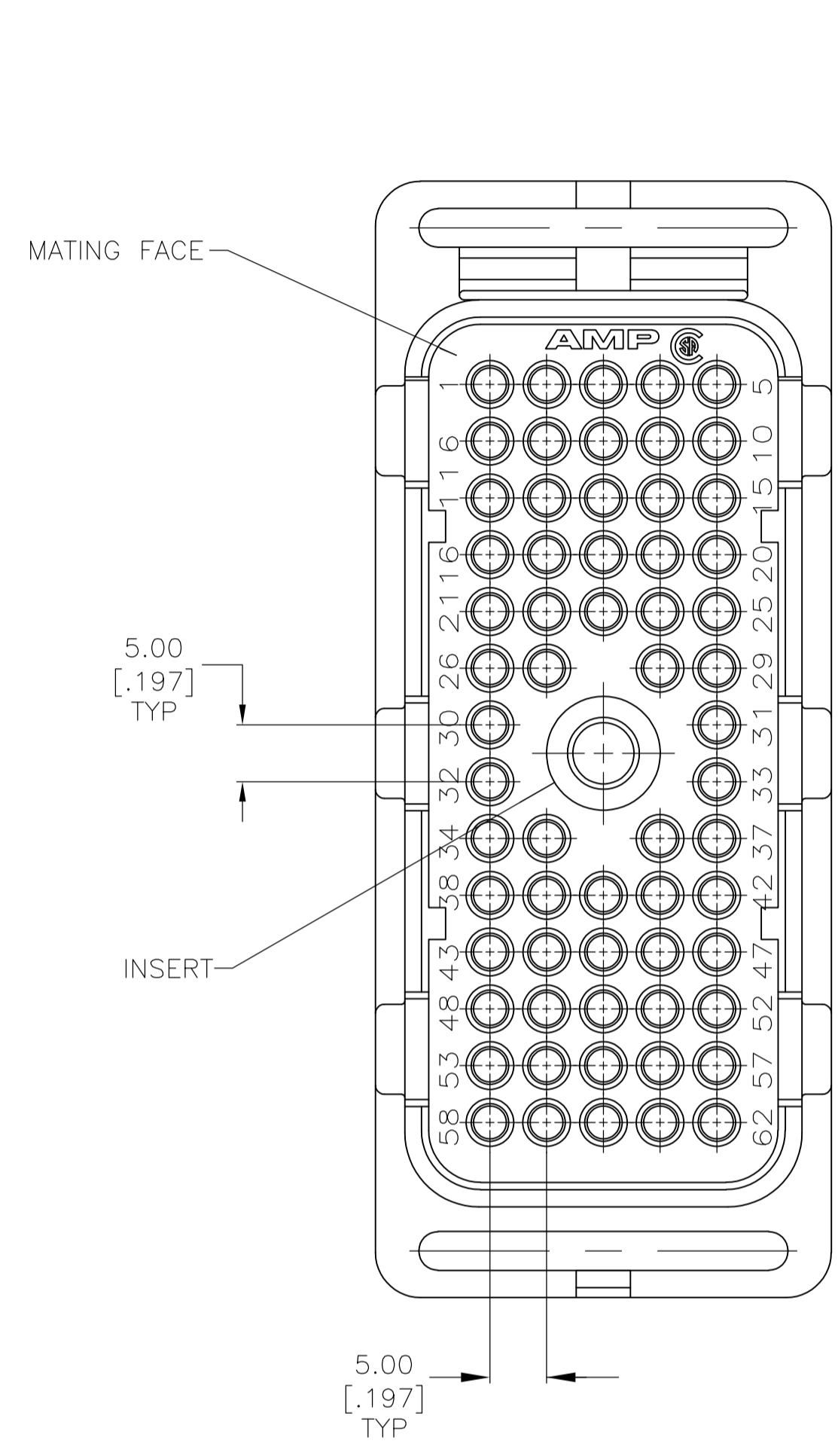


LOC		DIST		REVISIONS			
P	LTR	DESCRIPTION	DATE	DN	APVD		
A		NEW DRAWING PER ECO-15-014458	09OCT2015	NK	MZ		



RECOMMENDED PANEL CUTOUT  
(PANEL THICKNESS: SEE TABLE)

- 1 PANEL CUTOUT FOR REAR MOUNTED PIN BLOCK.
- 2 PANEL CUTOUT FOR FRONT MOUNTED PIN BLOCK.

1.40 THRU [.055]	1.98 [.078]	2	37.85 [1.490]	16.05 [.632]	44.45 [1.750]	70.36 [2.770]	85.55 [3.368]	1.75 [.069]
0.79 THRU [.031]	1.40 [.055]	2	35.56 [1.400]	16.05 [.632]	44.45 [1.750]	70.36 [2.770]	85.55 [3.368]	2.74 [.108]
1.40 THRU [.055]	1.98 [.078]	1	32.36 [1.274]	13.46 [.530]	41.86 [1.648]	68.15 [2.683]	82.85 [3.262]	1.75 [.069]
0.79 THRU [.031]	1.40 [.055]	1	30.05 [1.183]	13.46 [.530]	41.86 [1.648]	68.15 [2.683]	82.85 [3.262]	2.74 [.108]
PANEL THICKNESS			A	B	C	D	E	F

208626-2  
PART NO.

THIS DRAWING IS A CONTROLLED DOCUMENT.		DIN NAGALAKSHMI_K 09OCT2015	TE Connectivity	
DIMENSIONS: mm [INCHES]		CHK ZITTO_MARK 09OCT2015		
TOLERANCES UNLESS OTHERWISE SPECIFIED:		APVD ZITTO_MARK 09OCT2015	NAME RECEPTACLE HOUSING, 62 POSITION, MALE JACKSCREW INSERT, METRIMATE	
0 PLC ± -		PRODUCT SPEC	SIZE A1	
1 PLC ± -		APPLICATION SPEC	CAGE CODE 00779	
2 PLC ± 0.51 [.020]		WEIGHT	DRAWING NO. 208626	
3 PLC ± -		RESTRICTED TO	SCALE 2:1	
4 PLC ± -		CUSTOMER DRAWING	SHEET 1 OF 1	
ANGLES ± -			REV A	
MATERIAL THERMOPLASTIC, BLACK INSERT: STAINLESS STEEL		FINISH -		