

# BMST | Snap door lock

for T-slot profiles, technopolymer



- 1
- 2
- 3
- 4
- 5
- 6
- 7
- 8
- 9
- 10
- 11
- 12
- 13
- 14
- 15
- 16
- 17
- 18

## MATERIAL

Bodies of the snap door lock made out of glass-fibre reinforced polyamide based (PA) technopolymer.  
 Polyester based (PBT) technopolymer screw-covers.  
 Black or grey RAL 7040 (C33) colour, matte finish.

## SPRING

Stainless steel.

## CLAMPING PLATE

Black-oxide steel.

## STANDARD EXECUTIONS

- **BMST:** locking and unlocking spring device for closing doors. Pull opening by means of handle or knob (Fig.1).
- **BMST.L:** locking and unlocking spring device for closing doors, pull opening by means of lifting lever (Fig.2).

## MOUNTING

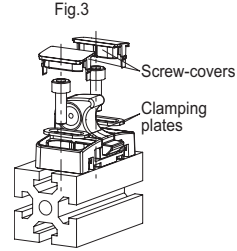
For the perfect functioning of the door lock, it is recommended to keep a distance of 1 mm between the two bodies.  
 The force values in the table are referred to this distance.  
 For assembly use the clamping plates (included in the supply) and TCEI M6 screws (Fig.3).  
 For removing the screw-covers use a screwdriver (Fig.4).

## FEATURES AND APPLICATIONS

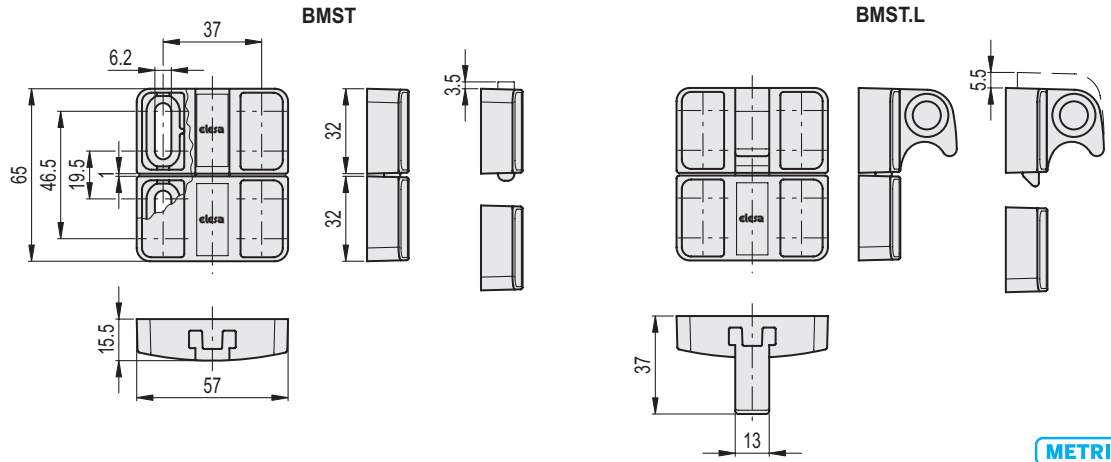
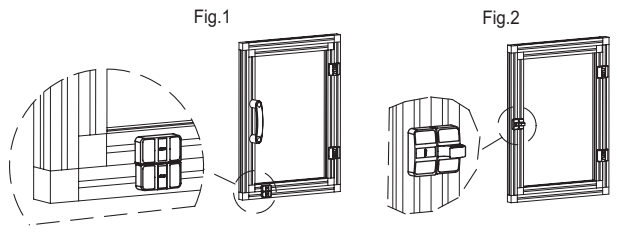
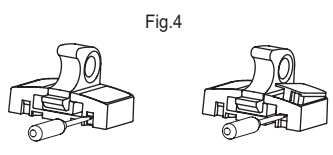
The snap door lock allows the quick closure of swing doors.  
 Assembly on T-slot standard profiles with dimensions between 30 and 40 mm.  
 Load at breakage of the door lock in the closed position = 4500 N.

## SPECIAL EXECUTION ON REQUEST

Door lock in white colour similar to RAL 9002.



ELESA Original design



**METRIC**

Code	Description	Code	Description	Closing strength [N]	Opening strength [N]	Maximum tightening torque [Nm]	⚖️
627011	BMST.32-32-SL6	627011-C33	BMST.32-32-SL6-C33	60	100	5	47
627016	BMST.L-32-32-SL6	627016-C33	BMST.L-32-32-SL6-C33	25	-	5	52

Latches  
1570

