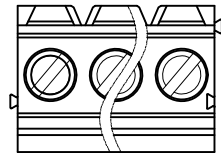
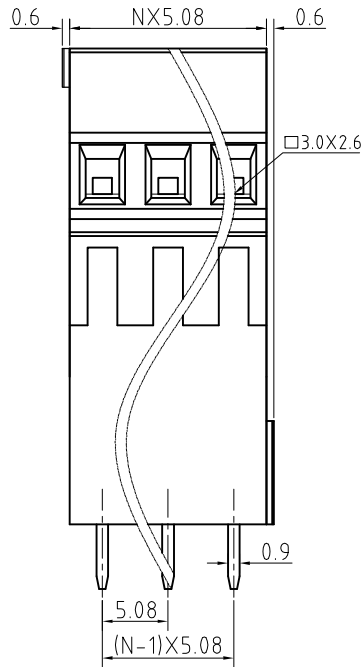


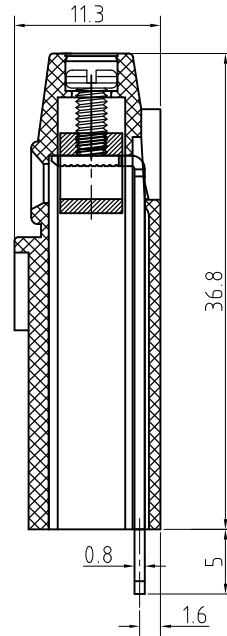
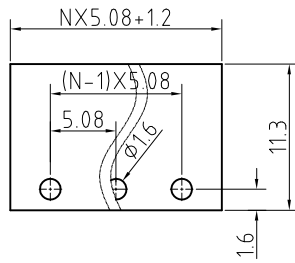
Transfer or duplication of this document as well as the utilisation or communication of its content are not permitted unless express consent is granted. Violations give rise to claims for damages. All rights reserved in case of patent, utility model or design patent registrations.



N=Number of contacts



P.C.B LAYOUT



Technical Data:

Electrical

Pitch: 5.08mm

Voltage rating: 300 V

Current rating: 16 Amps

Contact resistance: 20mΩ(max)

Withstanding Voltage: 2500VAC(1min) Test time=60sec/1pcs

Wire range: 12-30 AWG

Wire strip length: 6-7mm

Mechanical:

Torque: 4.5kgf.cm/M2.5

Operating temperature: -40°C to +105°C

Soldering temperature

Temperature= 250°C±10°C /5 seconds max

Safety approval:

RoHS Compliance

Part No.:

OSTYFXX0150

No. of Poles

02 2 Poles

03 3 Poles

... ..

24 24 Poles

COLOR

0: Black

2: Red

3: Orange

4: Yellow

5: Green (Standard)

6: Blue

8: Grey

Nonstandard colors  
Mins could apply

4	Screw	Steel / M2.5	Cr3+ plated	1xN
3	Contact	Copper Alloy	Ni plated	1xN
2	Terminal	Copper Alloy	Tin plated	1xN
1	Body	PA66 UL94V-0		1
ITEM	NAME OF PART	MATERIAL	NOTES	Q'TY
DWG.	DATE	UNITS:	MM	SHEET: 1 OF 1
CHK.	DATE	SCALE:	NONE 3:1 ( : )	REV.: A
APP.	DATE	TITLE:	OSTYF SERIES 5.08MM	X. ±0.50
		PART NO.	OSTYFXX2150	X.XX ±0.30
		DWG NO.	OSTYFXX2150.DWG	X° ±0.10
				X° ±1°

REV	SIGN	DESCRIPTION	CHK.	DATE



ON-SHORE TECHNOLOGY, INC.