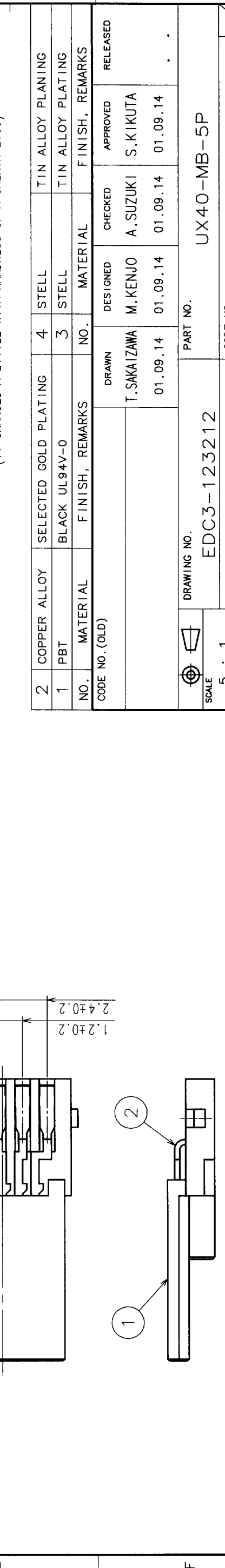
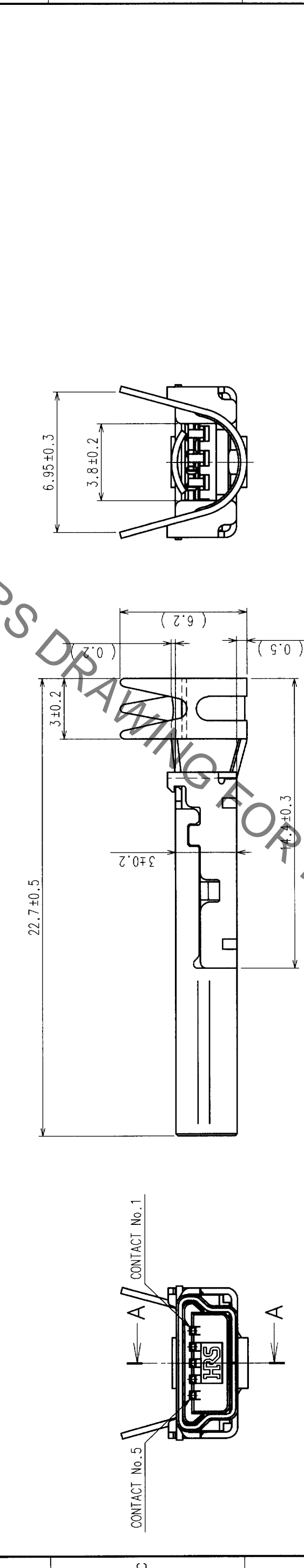
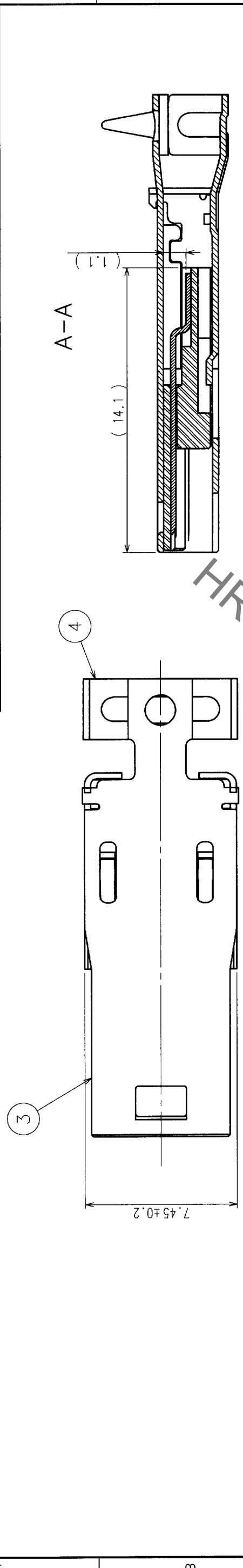


1 2 3 4 5 6 7 8

COUNT	DESCRIPTION OF REVISIONS	BY	CHKD	DATE	COUNT	DESCRIPTION OF REVISIONS	BY	CHKD	DATE
2	RE-E-08445	M.K	A.A	02.02.22					



NOTES
 1 INTERFACE DIMENSIONS CONFORM TO USB2.0 STANDARDS. (Mini-B)
 2 COMPONENTS OF REF. NO. ③ AND ④ ARE APPENDED PRODUCTS.
 3 THE DIAMETER OF A CABLE SHOULD FOLLOW φ 3.5 TO φ 4.0 AS A GUIDE.
 (IT CHANGES A LITTLE WITH HARDNESS OF A SHEATH ETC.)

NO.	COPPER ALLOY	SELECTED GOLD PLATING	4	STELL	TIN ALLOY PLATING
2	PBT	BLACK UL94V-0	3	STELL	TIN ALLOY PLATING
NO.	MATERIAL	FINISH, REMARKS	NO.	MATERIAL	FINISH, REMARKS
CODE NO. (OLD)	DRAWN		DESIGNED	CHECKED	APPROVED
	T. SAKAIZAWA		M. KENJO	A. SUZUKI	S. KIKUTA
	01.09.14		01.09.14	01.09.14	01.09.14
DRAWING NO.		PART NO.			
EDC3-123212		UX40-MB-5P			
SCALE					
5 : 1					
UNITS					
mm					
HRS HIROSE ELECTRIC CO., LTD		CL240-0004-7		1/1	

A B C D E F

TO