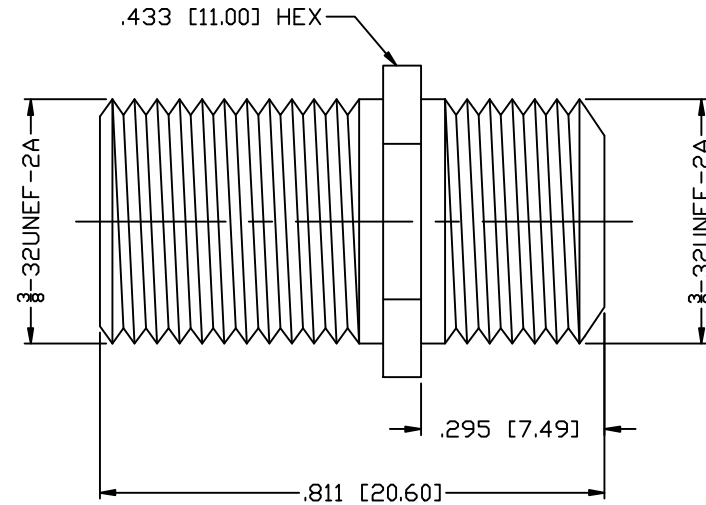
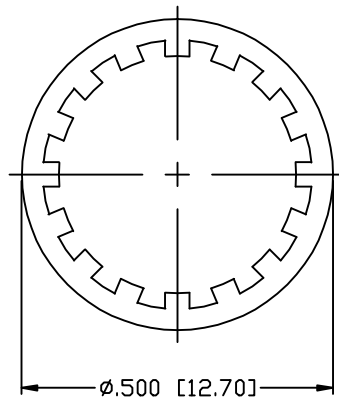
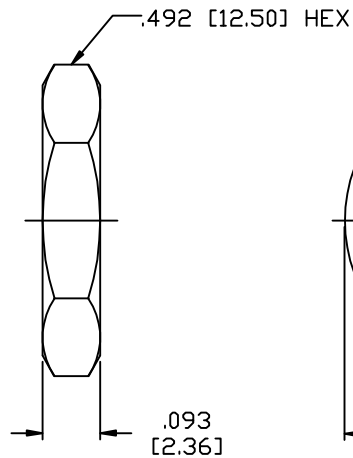


PART NO.

RFF-1477

REV	DESCRIPTION	DWN	DATE	APPROVED
-	ENGINEERING RELEASE	CZS	03/24/11	JDMc

**SPECIFICATIONS:**

IMPEDANCE: 75 Ohms
 FREQUENCY RANGE: 0-1 GHz
 WORKING VOLTAGE: 500 V rms max. @ sea level

5	HEX NUT	1	ZINC	NICKEL
4	LOCK WASHER	1	FE	NICKEL
3	CONTACT	1	FE	NICKEL
2	INSULATOR	2	PE	---
1	BODY	1	ZINC	NICKEL
#	DESCRIPTION	QTY	MATERIAL	FINISH

CUSTOMER
OUTLINE DRAWINGALL DIMENSIONS
ARE REFERENCE ONLYUNLESS OTHERWISE SPECIFIED:
DIMENSIONS ARE IN INCHES
AND [MILLIMETERS]DRAWN
C. ZUNIGA 03/24/11

CHECKED

ORJ DRAWN
C. ZUNIGA 03/24/11**RoHS
COMPLIANT**

PROPRIETARY AND CONFIDENTIAL
 THIS DRAWING CONTAINS
 INFORMATION PROPRIETARY TO
 RF INDUSTRIES. ANY
 UNAUTHORIZED USE OF THIS
 DRAWING IS EXPRESSLY
 PROHIBITED WITHOUT WRITTEN
 PERMISSION FROM RF
 INDUSTRIES. ANY VIOLATION IS
 PUNISHABLE UNDER U.S.
 COPYRIGHT LAWS.

RFconnectors

7610 MIRAMAR RD.
 SAN DIEGO, CA 92126
 (858) 549-6340
 DIVISION OF RF INDUSTRIES, LTD. (858) 549-6345 FAX

F JACK TO F JACK
 REAR MOUNT BULKHEAD ADAPTER

SIZE	CABLE GROUP	DWG NO.	REV
A	N/A	RFF-1477	---
SCALE: NTS		ENGINEERING ID: 000367	SHEET 1 OF 1