

Coaxial Bias-Tee

50Ω Wideband 300 to 3500 MHz

ZFBT-352-FT+



Generic photo used for illustration purposes only

CASE STYLE: Y460

Connectors Model

SMA ZFBT-352-FT+
BRACKET (OPTION "B")

+RoHS Compliant

The +Suffix identifies RoHS Compliance. See our web site for RoHS Compliance methodologies and qualifications

Maximum Ratings

Operating Temperature	-55°C to 100°C
Storage Temperature	-55°C to 100°C
RF Power	30 dBm max.
Voltage at DC port	30V max.
Input Current	4A
DC resistance from DC to RF&DC port	0.11 ohm typ.

Permanent damage may occur if any of these limits are exceeded.

Coaxial Connections

RF	in (SMA female)
RF&DC	out (SMA male)
DC	(feed-through pin)
GROUND	GROUND

Features

- wideband, 300 to 3500 MHz
- low insertion loss, 0.5 dB typ.
- high DC current, 4A
- feed through terminal per DC port
- good return loss

Applications

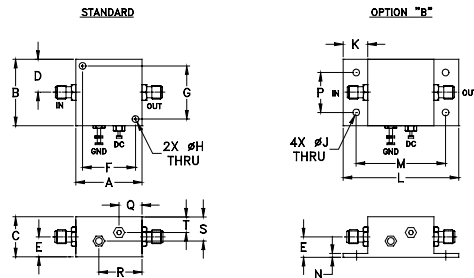
- biasing amplifiers
- biasing of laser diodes
- biasing of active antennas
- DC return
- DC blocking
- test accessory

Bias-Tee Electrical Specifications

FREQUENCY (MHz)		INSERTION LOSS (dB)		ISOLATION (RF port to DC port) (RF&DC port to DC port)		VSWR* (:1)	
f_L	f_U	Typ.	Max.	Typ.	Min.	Typ.	Max.
300	700	0.4	0.9	18	15	1.13	1.4
700	3500	0.5	1.1	23	19	1.10	1.4

*VSWR measured with open and short at DC port.

Outline Drawing



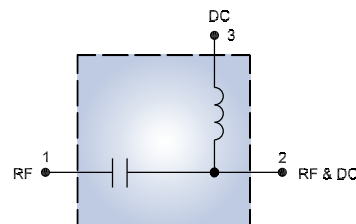
Outline Dimensions (inch mm)

A	B	C	D	E	F	G	H	J	K
1.25	1.25	.75	.63	.36	1.000	1.000	.125	.125	.46
31.75	31.75	19.05	16.00	9.14	25.40	25.40	3.18	3.18	11.68
L	M	N	P	Q	R	S	T	wt.	
2.18	1.688	.06	.750	.50	.80	.45	.29	grams	
55.37	42.88	1.524	19.05	12.7	20.32	11.43	7.366	38	

Typical Performance Data

Freq. (MHz)	PIN (dBm)	INSERTION LOSS (dB)		ISOLATION (dB) DC-RF&DC	VSWR (:1)
		0A	4A		
300.00	-8.74	0.53	0.59	17.67	1.14
450.00	-8.90	0.54	0.55	19.46	1.12
600.00	-8.81	0.44	0.39	20.53	1.11
700.00	-8.72	0.41	0.35	21.08	1.09
800.00	-8.86	0.60	0.76	21.50	1.09
1000.00	-8.89	0.53	0.49	22.45	1.10
1100.00	-8.97	0.59	0.54	22.94	1.06
1400.00	-9.15	0.46	0.41	24.22	1.08
1500.00	-9.14	0.45	0.40	24.73	1.09
1800.00	-8.85	0.49	0.44	25.97	1.10
1900.00	-8.90	0.50	0.45	26.45	1.10
2100.00	-9.02	0.52	0.47	27.30	1.09
2200.00	-9.11	0.50	0.44	27.68	1.10
2400.00	-9.19	0.52	0.44	27.99	1.09
2500.00	-9.20	0.50	0.45	28.42	1.09
2600.00	-9.27	0.52	0.47	28.46	1.08
2800.00	-9.40	0.56	0.55	28.20	1.06
3000.00	-9.48	0.63	0.63	27.73	1.04
3200.00	-9.50	0.72	0.67	27.24	1.04
3500.00	-9.58	0.82	0.77	26.95	1.12

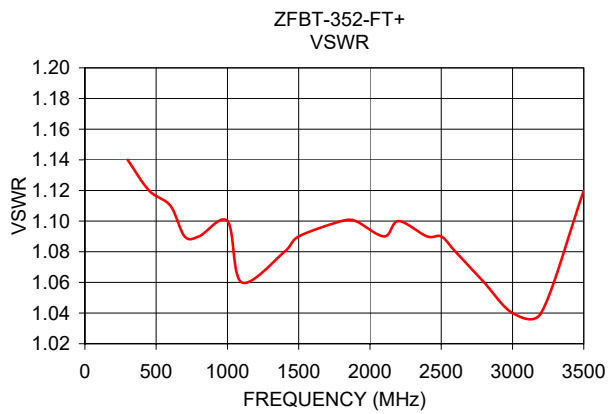
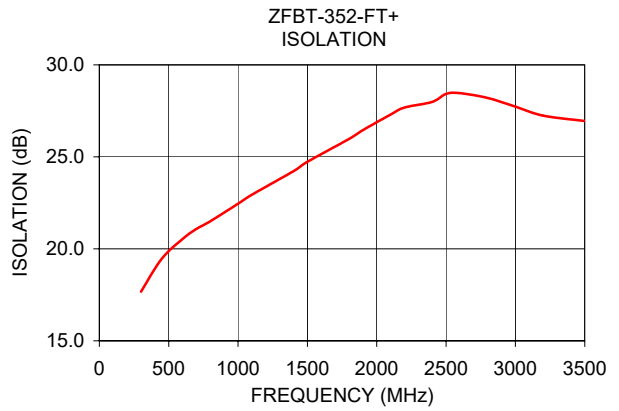
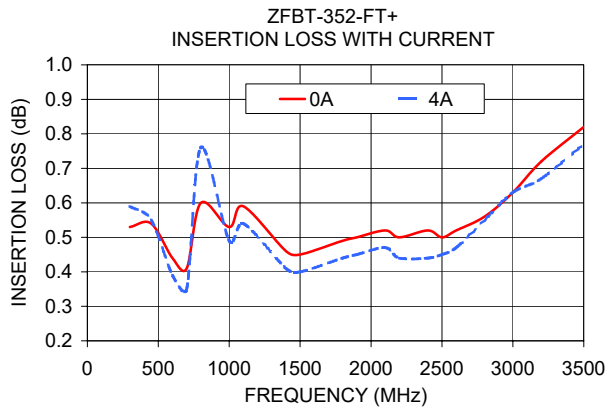
Electrical Schematic



Notes

- Performance and quality attributes and conditions not expressly stated in this specification document are intended to be excluded and do not form a part of this specification document.
- Electrical specifications and performance data contained in this specification document are based on Mini-Circuit's applicable established test performance criteria and measurement instructions.
- The parts covered by this specification document are subject to Mini-Circuits standard limited warranty and terms and conditions (collectively, "Standard Terms"); Purchasers of this part are entitled to the rights and benefits contained therein. For a full statement of the Standard Terms and the exclusive rights and remedies thereunder, please visit Mini-Circuits' website at www.minicircuits.com/MCLStore/terms.jsp





Notes

- A. Performance and quality attributes and conditions not expressly stated in this specification document are intended to be excluded and do not form a part of this specification document.
- B. Electrical specifications and performance data contained in this specification document are based on Mini-Circuit's applicable established test performance criteria and measurement instructions.
- C. The parts covered by this specification document are subject to Mini-Circuits standard limited warranty and terms and conditions (collectively, "Standard Terms"); Purchasers of this part are entitled to the rights and benefits contained therein. For a full statement of the Standard Terms and the exclusive rights and remedies thereunder, please visit Mini-Circuits' website at www.minicircuits.com/MCLStore/terms.jsp

