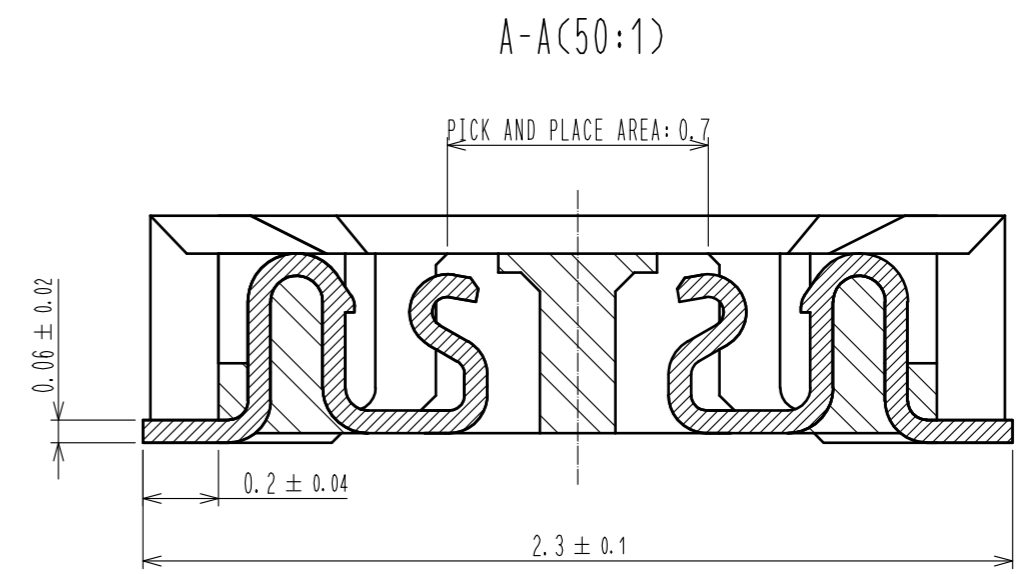
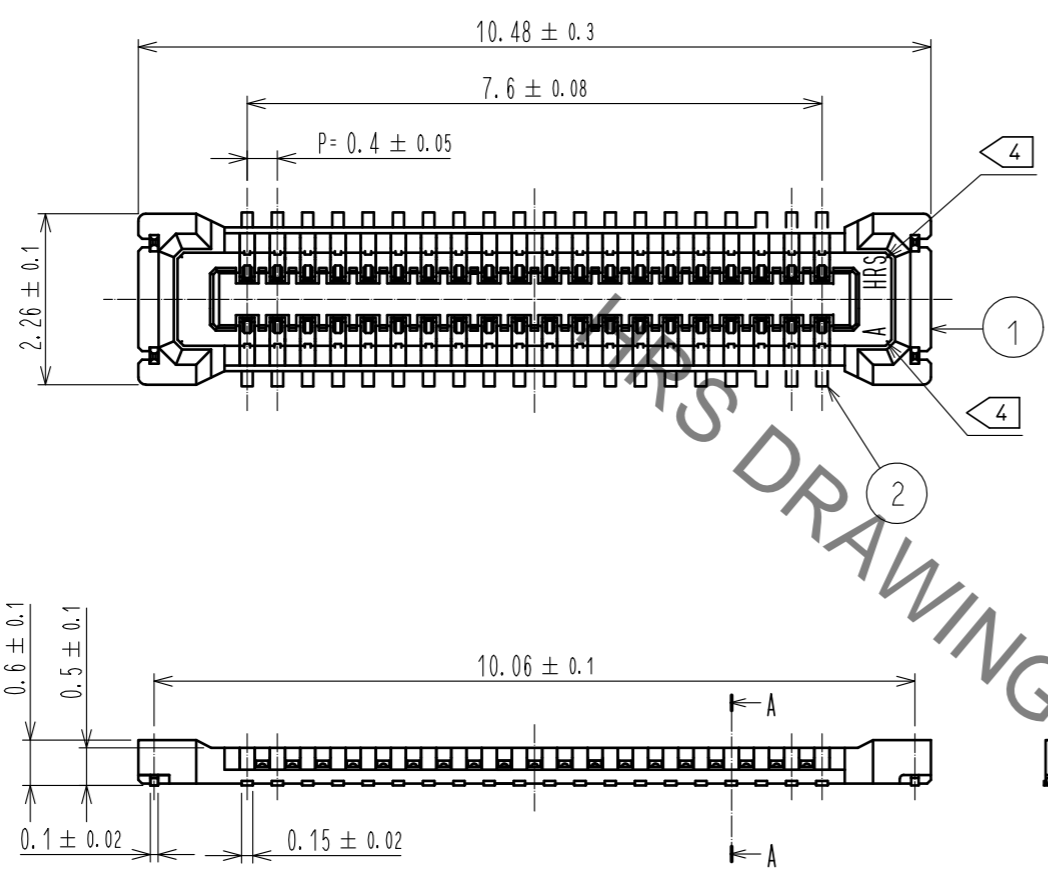
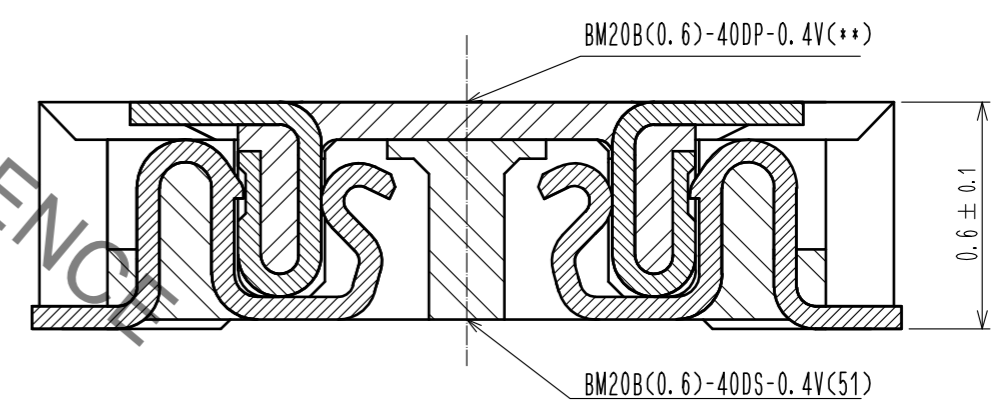


May.1.2023 Copyright 2023 HIROSE ELECTRIC CO., LTD. All Rights Reserved.
In case of consideration for using Automotive equipment / device which demand high reliability, kindly contact our sales window correspondents.



ENGAGEMENT FIGURE (50:1)

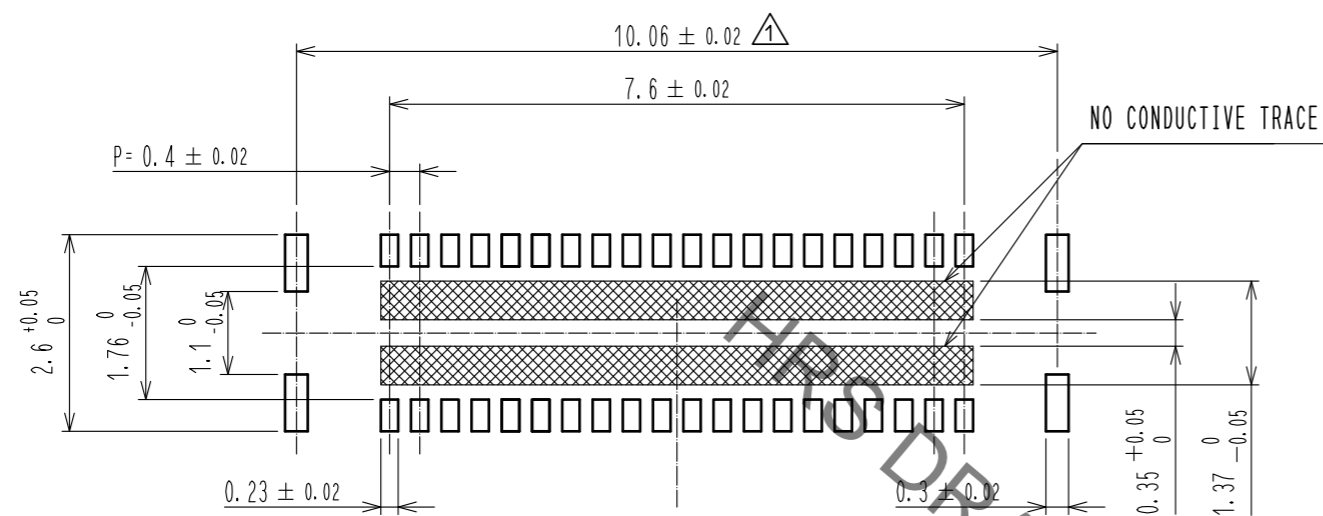


- NOTE 1 . ALL LEAD CO-PLANARITY SHALL BE 0.08mm MAX
- ② CONTACT PLATING SPECIFICATIONS
CONTACT AREA : GOLD 0.05 μm MIN
SMT LEAD : GOLD 0.05 μm MIN
UNDERPLATING : NICKEL 1 μm MIN
(SURFACE : SEALING)
 - ③ METAL FITTING PLATING SPECIFICATIONS
SMT LEAD : GOLD 0.05 μm MIN
UNDERPLATING : NICKEL 1 μm MIN
(SURFACE : SEALING)
 - ④ HRS MARK AND CAV NO. ARE INDICATED IN APPROX POSITION SHOWN.

4	PS	CLEAR (EMBOSSED CARRIER TAPE)			
3	BRASS	③	7	PS	CLEAR (REINFORCEMENT COLLAR)
2	PHOSPHOR BRONZE	②	6	PS	BLACK (PLASTIC REEL)
1	LCP	UL94 V-0, BLACK	5	POLYESTER	CLEAR (COVER TAPE)
NO.	MATERIAL	FINISH . REMARKS	NO.	MATERIAL	FINISH . REMARKS
UNITS	mm	SCALE	10 : 1	COUNT	3
DESCRIPTION OF REVISIONS			DESIGNED	CHECKED	DATE
DIS-H-00003231			RT. SHIMIZU	TS. MIYAZAKI	17. 11. 02
APPROVED : KH. IKEDA 13. 07. 11			DRAWING NO. EDC3-347100-01		
CHECKED : WR. FUKUCHI 13. 07. 11			PART NO. BM20B(0.6)-40DS-0.4V(51)		
DESIGNED : RT. SHIMIZU 13. 07. 10			CODE NO. CL684-9313-8-51		
DRAWN : Hongwoo. Jo 13. 07. 09			1/3		

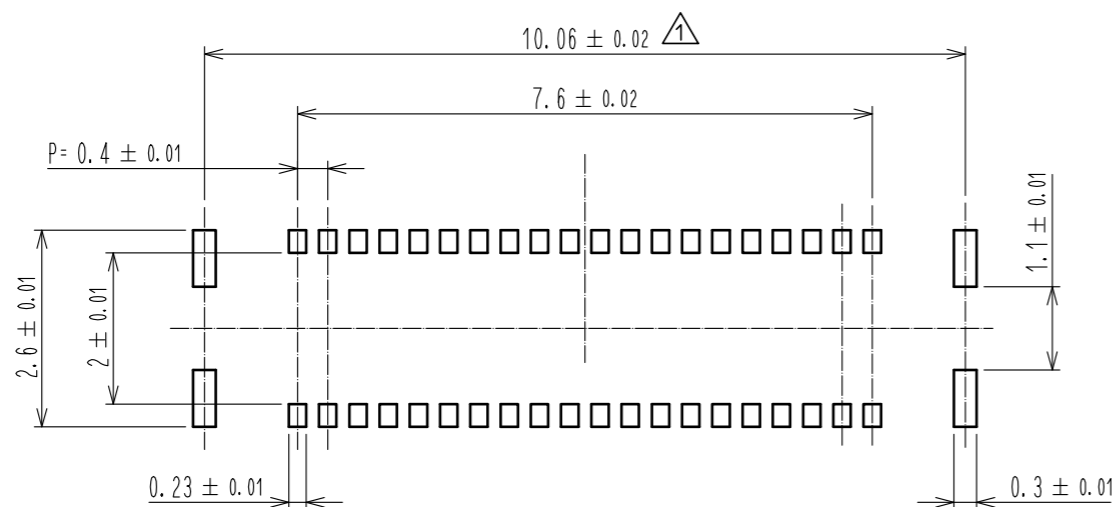
May.1.2023 Copyright 2023 HIROSE ELECTRIC CO., LTD. All Rights Reserved.
In case of consideration for using Automotive equipment / device which demand high reliability, kindly contact our sales window correspondents.

◆ RECOMMENDED PCB LAYOUT

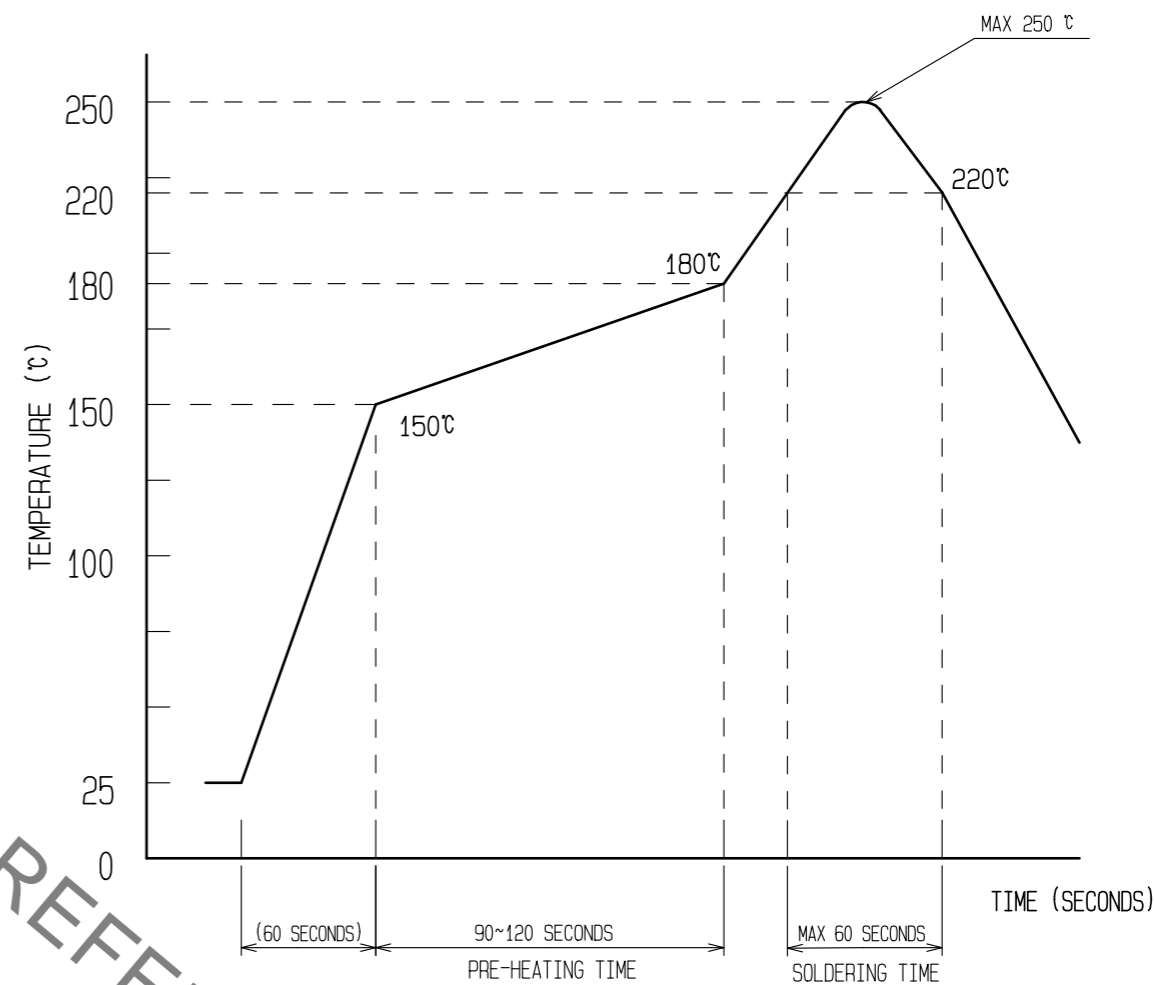


◆ RECOMMENDED METAL MASK DIMENSIONS

MATAL MASK THICKNESS : $100 \mu\text{m}$



5 RECOMMENDED REFLOW TEMPERATURE PROFILE USING LEAD-FREE SOLDER PASTE.



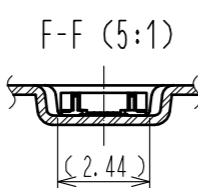
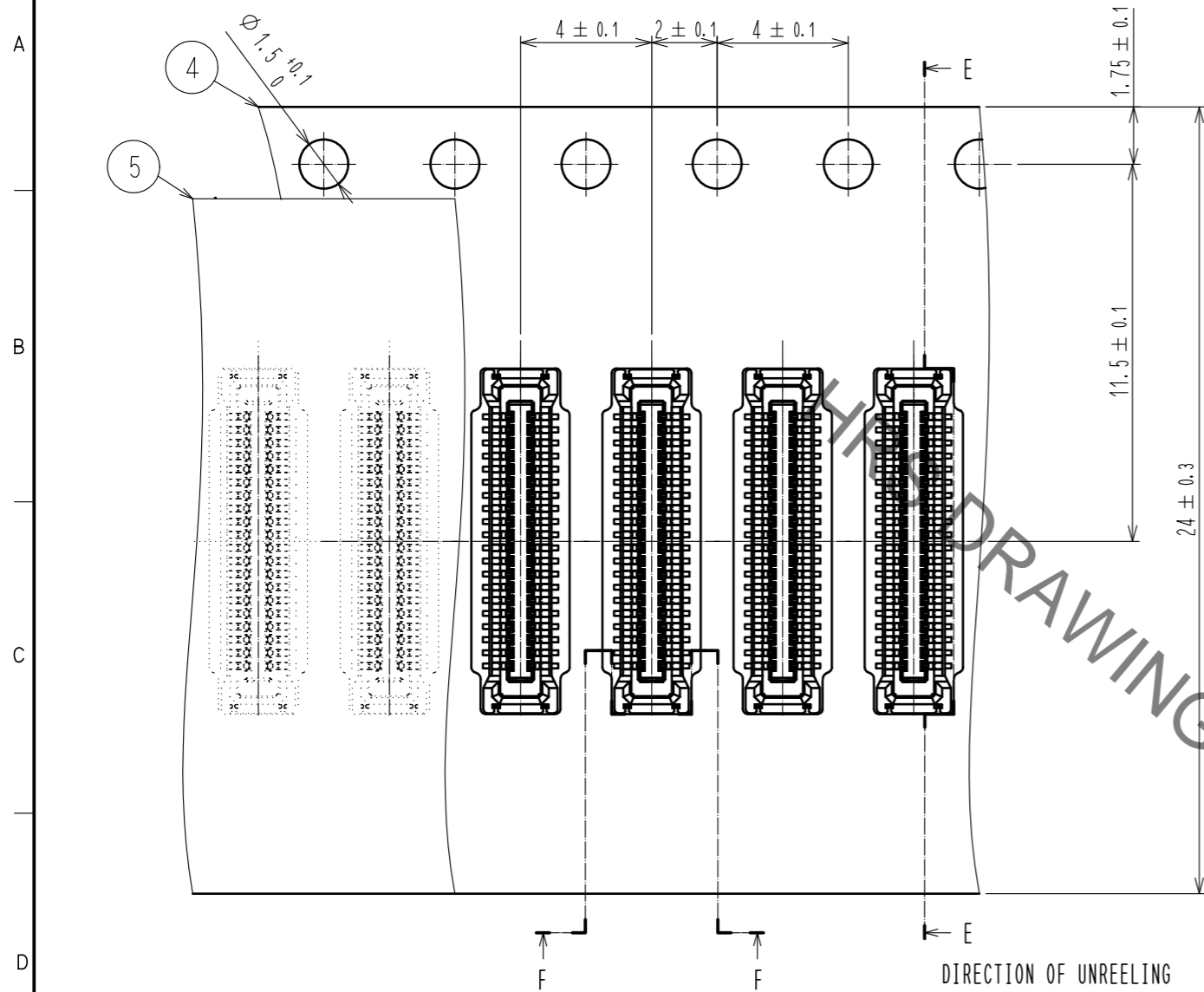
REFLOW METHOD : IR REFLOW
 NUMBER OF REFLOW CYCLES : 2 CYCLES MAX.
 1) REFLOW TIME
 DURATION ABOVE 220°C, 60 SEC MAX.
 (PEAK TEMPERATURE : 250°C MAX)
 2) PRE-HEAT TIME
 PRE-HEAT TEMPERATURE(MIN): 150°C
 PRE-HEAT TEMPERATURE(MAX): 180°C
 PRE-HEAT TIME: 90-120 SEC.

5 THE TEMPERATURE PROFILE IS PER THE CONDITIONS SHOWN ABOVE. ADDITIONAL FACTORS, SUCH AS SOLDER PASTE TYPE, PCB SIZE AND OTHER MOUNTED COMPONENTS COULD AFFECT THE PROFILE. THEREFORE, A THOROUGH EVALUATION OF MOUNTING CONDITION IS REQUIRED PRIOR TO PRODUCTION. TEMPERATURE IS MEASURED AT CONTACT LEAD.

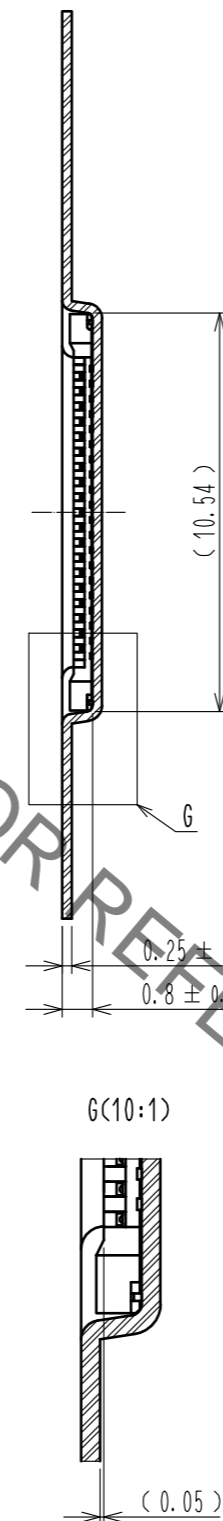
HRS	DRAWING NO.	EDC3-347100-01
	PART NO.	BM20B(0.6)-40DS-0.4V(51)
	CODE NO.	CL684-9313-8-51
		\triangle 2/3

May.1.2023 Copyright 2023 HIROSE ELECTRIC CO., LTD. All Rights Reserved.
In case of consideration for using Automotive equipment / device which demand high reliability, kindly contact our sales window correspondents.

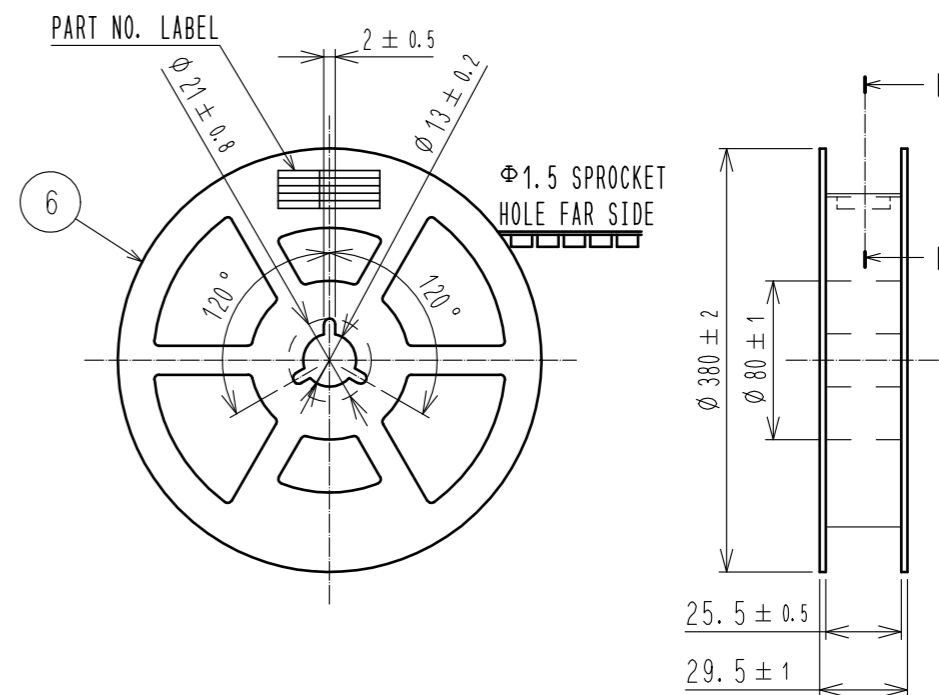
EMBOSED CARRIER TAPE PACKAGING (5:1)



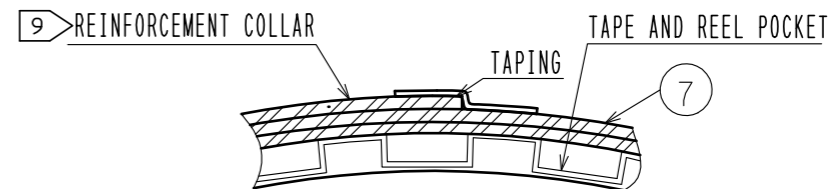
E-E (5:1)



STYLE AND DIMENTION OF REEL (FREE)



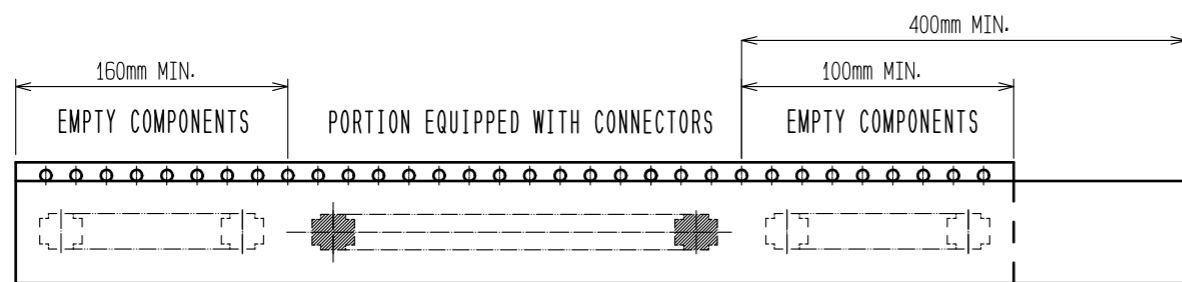
H-H (FREE)



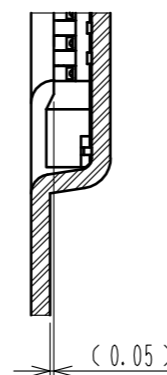
DETAIL OF PART NO. LABEL

製造年月日	** ** *
製品コード	CL0684-9313-8-51
製品名	BM20B(0.6)-40DS-0.4V(51)
数量	8,000
納入者	ヒロセ電機(株)

DATA OF MANUFACTURED
CODE NO.
PART NO.
QUANTITY
SUPPLIER



G(10:1)



6. PER REEL 8000 CONNECTORS.

7. THE DIMENSIONS IN PARENTHESES ARE FOR REFERENCE.

8. REFER TO JIS C 0806(IEC 60286-3)(PACKAGING OF COMPONENTS FOR AUTOMATIC HANDLING)△

9. AFTER PACKAGING, ROLL 2 METERS OF THE REINFORCEMENT COLLAR TO OUTER CIRCUMFERENCE OF TAPE AND REEL POCKET. AND TAPE DOWN AT THE END THE COLLAR.

HRS	DRAWING NO.	EDC3-347100-01
	PART NO.	BM20B(0.6)-40DS-0.4V(51)
	CODE NO.	CL684-9313-8-51
		△ 3/3