


SERIES: MPB04 | **DESCRIPTION:** MINI PUSH BUTTON SWITCH

FEATURES

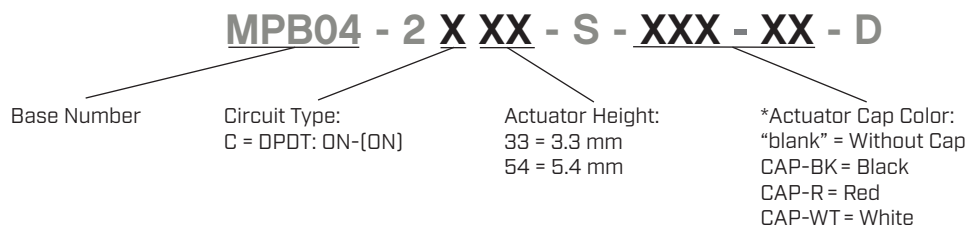
- double pole
- through hole
- cap options


SPECIFICATIONS

| parameter | conditions/description | min | typ | max | units |
|-----------------------|--|-----|--------|-----|--------|
| rated voltage | | | | 28 | Vdc |
| rated current | | | | 14 | mA |
| withstanding voltage | for 1 minute | | 500 | | Vac |
| contact resistance | | | | 50 | mΩ |
| insulation resistance | at 500 Vdc | 500 | | | MΩ |
| operating force | | 250 | 350 | 450 | gf |
| actuator travel | | | 1.1 | | mm |
| operating temperature | | -25 | | 80 | °C |
| life | | | 20,000 | | cycles |
| flammability rating | see material table | | | | |
| RoHS | yes | | | | |
| packaging | tray QTY: 100 pcs per tray box QTY: 1,200 pcs per box | | | | |

SOLDERABILITY

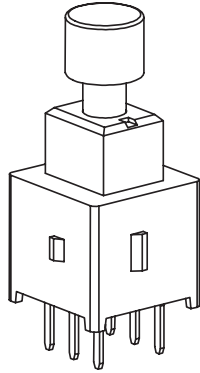
| parameter | conditions/description | min | typ | max | units |
|----------------|------------------------|-----|-----|-----|-------|
| hand soldering | for maximum 3 seconds | | | 350 | °C |
| wave soldering | for maximum 5 seconds | | | 270 | °C |

PART NUMBER KEY


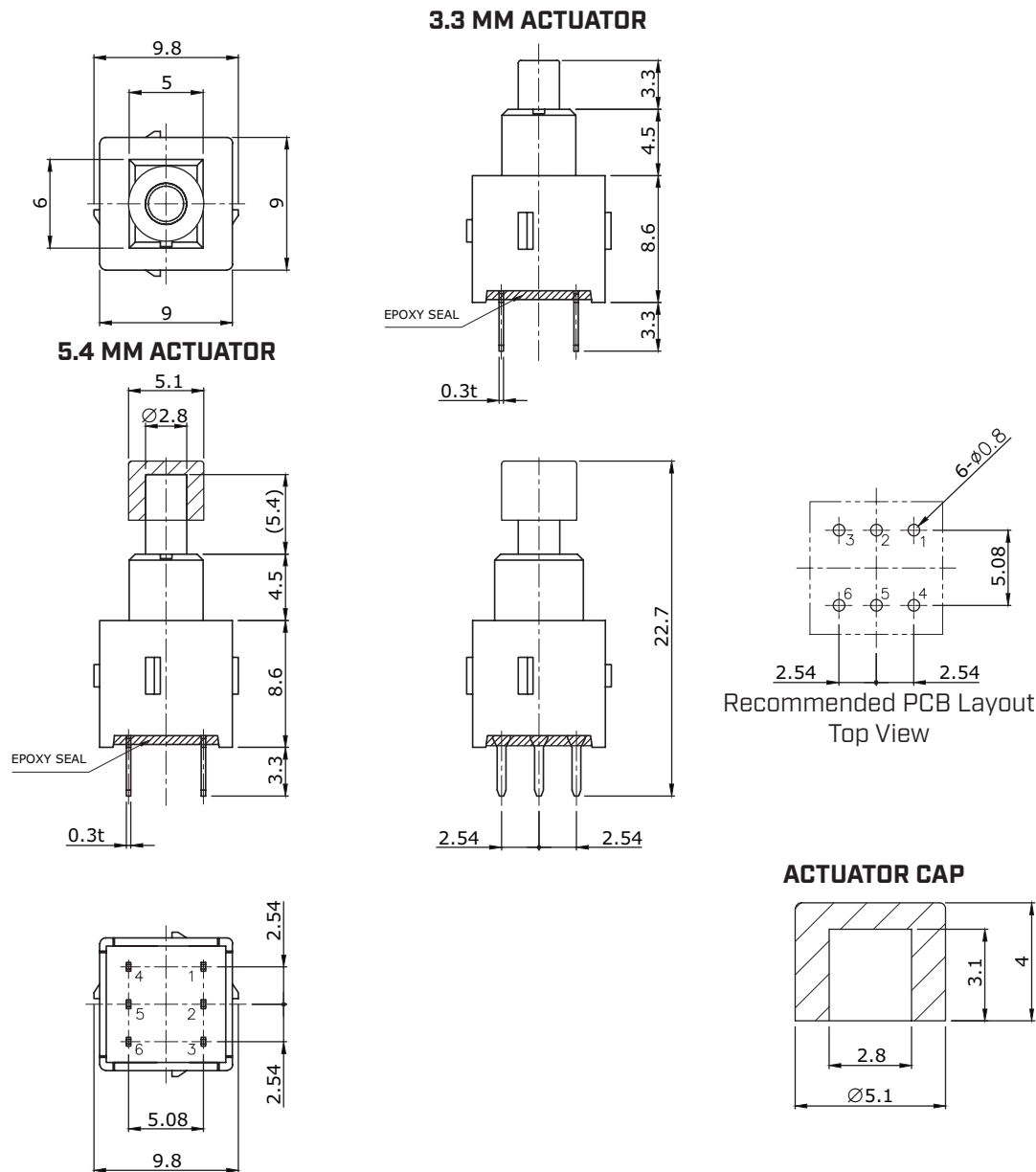
Note: *Actuator cap only on 5.4 mm actuator height versions.

MECHANICAL DRAWING (DPDT CIRCUIT)

units: mm
tolerance: ±0.3 mm
unless otherwise noted



| ITEM | DESCRIPTION | MATERIAL | PLATING/COLOR |
|------|-------------|----------------|-------------------------------------|
| 1 | actuator | POM (UL94HB) | white |
| 2 | housing | PA66 (UL94V-0) | black |
| 3 | terminals | brass | gold |
| 4 | cap | POM (UL94HB) | black (BK) red (R) white (WT) |



| ACTUATOR POSITION []: MOMENTARY | |
|-------------------------------------|---------|
| NORMAL | DOWN |
| ON | [ON] |
| 2-3 | 2-1 |
| 5-6 | 5-4 |
| SCHEMATIC | |
| 2 (COM) | 5 (COM) |
| 3 | 1 |
| 6 | 4 |

Note: *Actuator cap only on 5.4 mm actuator height versions.

REVISION HISTORY

| rev. | description | date |
|------|------------------------------|------------|
| 1.0 | initial release | 06/03/2021 |
| 1.01 | logo, datasheet style update | 08/05/2022 |

The revision history provided is for informational purposes only and is believed to be accurate.



CUI Devices offers a one (1) year limited warranty. Complete warranty information is listed on our website.

CUI Devices reserves the right to make changes to the product at any time without notice. Information provided by CUI Devices is believed to be accurate and reliable. However, no responsibility is assumed by CUI Devices for its use, nor for any infringements of patents or other rights of third parties which may result from its use.

CUI Devices products are not authorized or warranted for use as critical components in equipment that requires an extremely high level of reliability. A critical component is any component of a life support device or system whose failure to perform can be reasonably expected to cause the failure of the life support device or system, or to affect its safety or effectiveness.

cuidevices.com