

GlobTek, Inc. www.globtek.com 186 Veterans Drive, Northvale, NJ 07647 Tel. (201) 784-1000 Fax (201) 784-0111	Drawing Title: Power Din Plug, 4P, Snap and Lock, Black, supplied in kit, ready to assemble	
	Model No. High Power DC Connectors	Part No./Ordering No. GTPWRDIN4LB

In Addition to GlobTek Inc.'s renewed ISO9001:2008 - Quality Management System Certification, GlobTek Inc. is now certified to:

ISO13485:2003 - Medical Devices Quality Management System Certification
ISO14001:2004 - Environmental Management System Certification

ISO Certificates are available online at <http://www.globtek.com/iso-certificates/>

The acceptance of this specification and use of the product described in this document indicates the acceptance and binding of the customer to Globtek TERMS AND CONDITIONS (attached to the end of this document), which supersede all other agreements, terms, and conditions (<http://en.globtek.com/terms-and-conditions/>).

Prop 65 Statement:<https://en.globtek.com/prop-65-statement.pdf>

Footnote:

GlobTek Inc. will not be liable for the safety and performance of these power supplies if unauthorized access and repair occurs. End user should consult applicable UL, CSA or EN standards for proper installation instruction.

Limitation of Use:

GlobTek products are intended for use with commercial, medical, and/or industrial equipment only. GlobTek product are not authorized for use as mission critical components in life support hazardous environment, nuclear or aircraft applications without prior written approval from the CEO of GlobTek Inc.

Contents of this document are subject to change without prior notice.

Customer Approval of Specification:

Please approve, sign and send back to GlobTek so we can complete order processing.

A delay in receipt of this form will delay delivery schedule.

Company Name: _____	Customer P/N: _____
Quote Number: _____	Date: _____
Authorized Representative Name: _____	Authorized Representative Signature: _____

GlobTek, Inc. www.globtek.com 186 Veterans Drive, Northvale, NJ 07647 Tel. (201) 784-1000 Fax (201) 784-0111	Drawing Title: Power Din Plug, 4P, Snap and Lock, Black, supplied in kit, ready to assemble	
	Model No. High Power DC Connectors	Part No./Ordering No. GTPWRDIN4LB
		Rev A2

REVISION HISTORY

REV	DESCRIPTION	SUB	DATE	APPROVED
A2	Add a link to the assembly instructions P/N : PWRDINCONNECTOR_ASSEMBLY INSTRUCTIONS	QA	07/18/2022	QA
A1	Update the locking latch detail	QA	06/21/2020	QA
A	Initial release	DR	05/30/2020	QA

AGENCY ONLINE DOCUMENTS

RoHS/RoHS3 Declaration https://www.globtek.com/pdf/rohs_cert/01t3a000004vAUyAA2

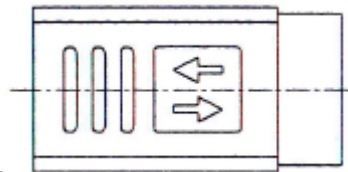
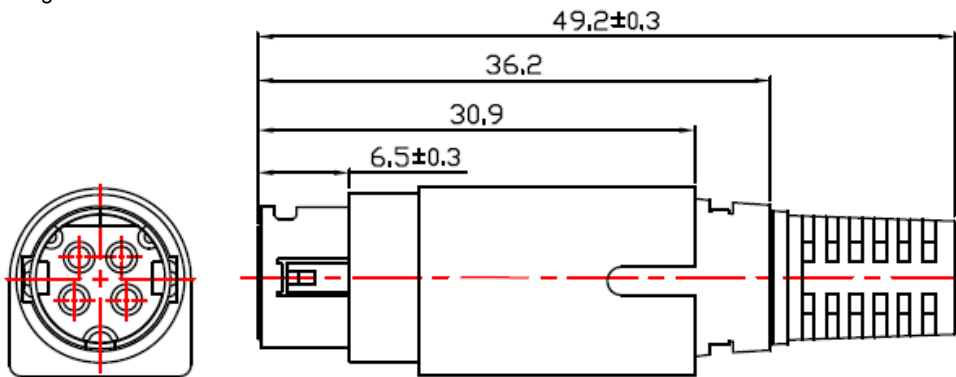
REACH Declaration https://www.globtek.com/pdf/iso_certificates/REACH.pdf

Conflict Minerals Declaration <https://www.globtek.com/pdf/conflict-minerals.pdf>

Prop 65 Statement <https://en.globtek.com/prop-65-statement.pdf>

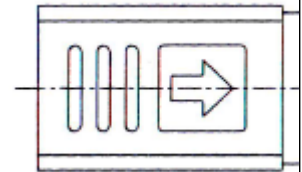
IPXY rating is based on 3rd party testing and customers should check suitability and test system level IPXY rating before ordering.

Drawing:



Locking Assembly detail: Standard and on this item:
under different part #)

Optional cover upon request



Electrical Specification:

Current /Voltage

Pin 1, 2, 3, 4 : 7.5Amax/54VDC
contacts designed for AWG18 max wire

Insulation resistance

≥50MΩ 250VDC

PROPRIETARY INFORMATION

PROPRIETARY OF GLOBTEK, INC. ANY REPRODUCTION, DISCLOSURE OR USE OF THIS DRAWING, IN WHOLE OR IN PART, IS HEREBY PROHIBITED EXCEPT AS SPECIFIED IN

WRITING BY GLOBTEK, INC. © GlobTek, Inc. 2020 - 2023

quest /05/16/2023 7:41:17 AM CLONED FROM GTPWRDIN4LW

GlobTek, Inc. www.globtek.com 186 Veterans Drive, Northvale, NJ 07647 Tel. (201) 784-1000 Fax (201) 784-0111	Drawing Title: Power Din Plug, 4P, Snap and Lock, Black, supplied in kit, ready to assemble	
	Model No. High Power DC Connectors	Part No./Ordering No. GTPWRDIN4LB
		Rev A2

Contact resistance	≤30 mΩ
Withstand voltage (pin to pin)	250VAC / 1min
Lifetime	≥5000
Operation Temperature	-20°C- 50°C
Mechanical Specification: Body: ABS, UL 94HB Rated Insert: Nylon, UL 94V-2 Rated Inner Shield: Copper Alloy, Nickel Plated Contacts: Brass, Silver Plated Insertion Force: 4.5KG Max Pull Force: 1.0-4.5KG unlocked, 4.5KG Min locked. Durability: 5000 cycles Color: GlobTek Black Pin contacts designed for AWG18 max wire. Each set is individually bagged. Mates with: KPJX-CM-4S KPJX-PM-4S KPJXHT-4S KPJX-4S KPJX-PM-4S-S KPJXHT-4S-S PD-40VS PD-40V PD-40 PD-40S Assembly instructions P/N : PWRDINCONNECTOR_ASSEMBLY INSTRUCTIONS: https://globtek.secure.force.com/spec/pdf/2320697/d2738500	

GlobTek, Inc. www.globtek.com 186 Veterans Drive, Northvale, NJ 07647 Tel. (201) 784-1000 Fax (201) 784-0111	Drawing Title: Power Din Plug, 4P, Snap and Lock, Black, supplied in kit, ready to assemble	
	Model No. High Power DC Connectors	
	Part No./Ordering No. GTPWRDIN4LB	Rev A2

PACKAGING

Packing Spec P/N:	
Box Qty:	1000
Gift Box Size (mm):	
Gift Box Color:	White
Master Carton Size (mm):	TBD
Master Carton Cubic Volume (m³):	0.00
Master GW (Kg):	kg
wt Ea. (Kg):	kg
wt Ea. (Kg):	kg
LABEL SPECS: ,	
PACK SPEC:	