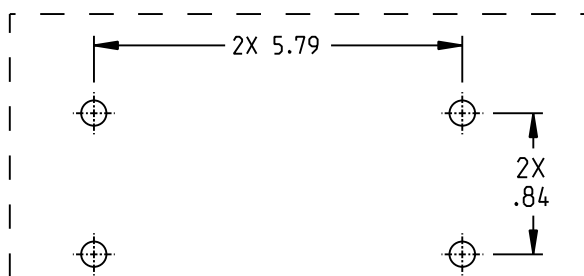
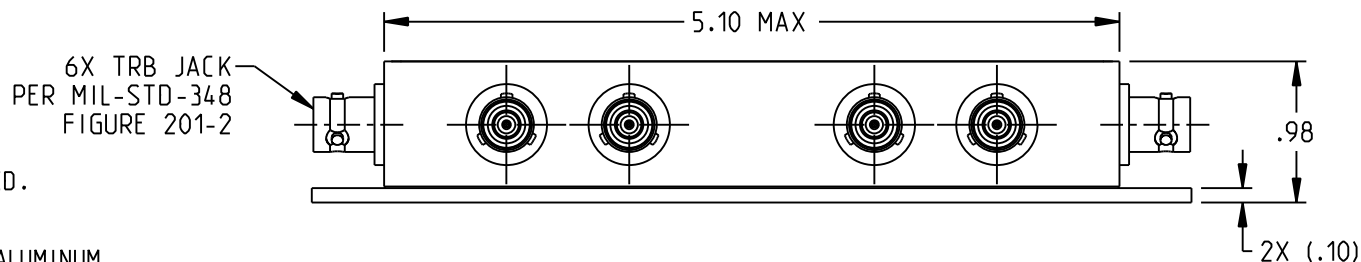
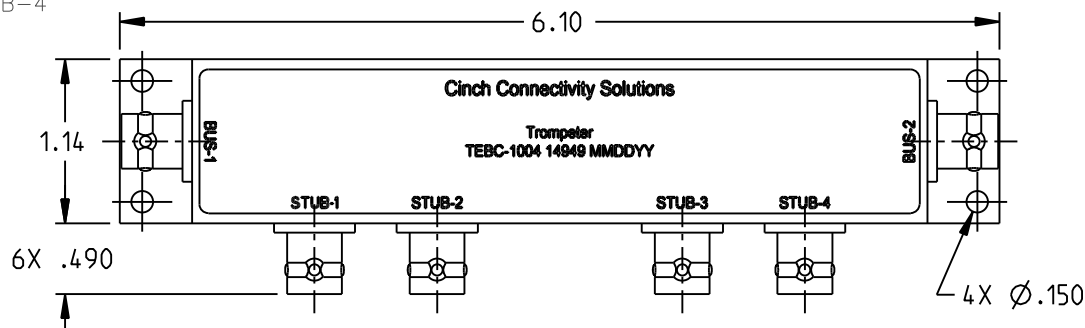
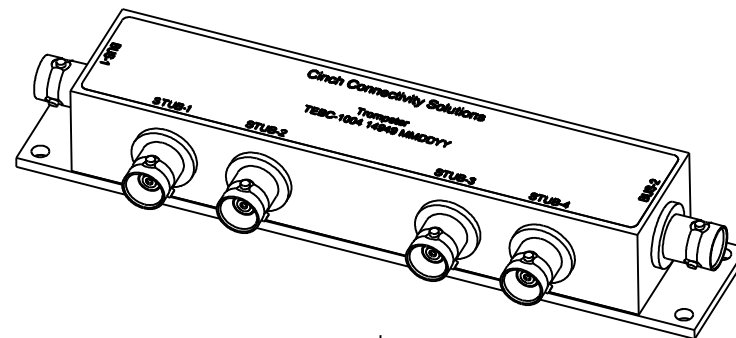
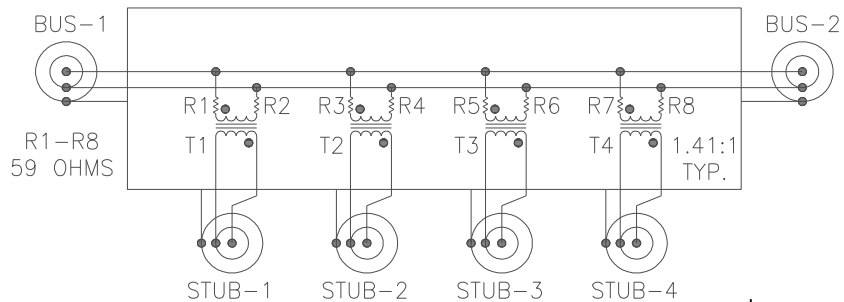


SCHEMATIC



RECOMMENDED MOUNTING HOLE PATTERN

NOTES: UNLESS OTHERWISE SPECIFIED.

1. MATERIAL & FINISH:

1.1 COUPLER HOUSING: ANODIZED ALUMINUM, PAINTED BLUE

1.2 TRB JACK:

1.2.1 BODY: NICKEL PLATED BRASS

1.2.2 INSULATOR & DIELECTRIC: PTFE (TEFLON)

1.2.3 CENTER CONTACT: GOLD PLATED BERYLLIUM COPPER

2. ELECTRICAL:

2.1 DROOP: 20% MAXIMUM

2.2 OVERSHOOT AND RINGING: $\pm 1.0V$ PK-PK

2.3 TRANSFORMER RATIO: 1.41CT-CT

2.4 FAULT PROTECTION: 59 OHM $\pm 1\%$,

2 WATTS PER MIL-PRF-39007

2.5 COMMON MODE REJECTION: -55dB @ 1 MHz

3. ENVIRONMENTAL:

3.1 OPERATING TEMPERATURE: -55°C TO 125°C.

<p>This PROPRIETARY Document is property of Cinch Connectivity Solutions. It is confidential in nature, non-transferable, and issued with the clear understanding that it is not traced or copied without permission and is returnable upon demand.</p> <p>INTERPRET DRAWING IN ACCORDANCE WITH ASME Y14.5-2009.</p>	<p>3RD ANGLE PROJECTION</p>	<p>TROMPETER</p>
	<p>ROHS</p> <p>UNLESS OTHERWISE SPECIFIED UNITS: INCH</p> <p>.XX $\pm .03$.XXX $\pm .015$ ANGLES $\pm 2^\circ$</p>	<p>Title: TRB BUS COUPLER, UNTERMINATED, FOUR STUBS</p> <p>Model No. TEBC-1004</p>
<p>Size A</p>	<p>DO NOT SCALE DRAWING</p>	<p>Date: 2/18/2020</p>
		<p>Sheet 1 OF 1</p>