


Flight controller unit evaluation board for toy drones



Features

- Compact flight controller unit (FCU) evaluation board complete with sample firmware for a small or medium sized quadcopter
- On-board LiPo 1-cell battery charger
- Possibility to directly drive 4 DC brushed motors through the low voltage on-board MOSFET or alternatively use external ESC for DC brushless motor configuration
- Main components:
 - [STM32F401](#) – 32-bit MCU with ARM® Cortex®
 - [LSM6DSL](#) – iNEMO inertial module: 3D accelerometer and 3D gyroscope
 - [LIS2MDL](#) – High performance 3D magnetometer
 - [LPS22HD](#) – MEMS pressure sensor: 260-1260 hPa absolute digital output barometer
 - [SPBTLE-RF](#) – Very low power module for Bluetooth Smart v4.1
 - [STL6N3LLH6](#) - N-channel 30 V, 6 A STripFET H6 Power MOSFET
 - [STC4054](#) - 800 mA standalone linear Li-Ion battery charger
- RoHS compliant
- WEEE compliant

Description

The [STEVAL-FCU001V1](#) is designed to support quadcopter drone designers.

A complete sample firmware project allows the designer to begin flying small or medium sized quadcopters (with brushed or brushless DC motors) immediately and evaluate the performance of the IMU sensors under real flight conditions.

The FCU can be controlled by a standard external remote controller (PWM input interface) or by a smartphone or tablet through the on-board Bluetooth low energy module (CE, FCC, ARIB, BQE certified).

Magnetometer and pressure sensors are also embedded to support 3D navigation applications.

SWD, I²C and USART connectors are available for firmware development and debugging, and to support additional external sensors or RF modules.

Product summary	
Flight controller unit evaluation board for toy drones	STEVAL-FCU001V1
iNEMO 6DoF inertial measurement unit	LSM6DSL
Magnetic sensor, digital output, 3-axis magnetometer	LIS2MDL
Piezoresistive absolute pressure sensor digital output barometer	LPS22HD
Very low power module for Bluetooth Smart v4.1	SPBTLE-RF
N-channel, STripFET H6 Power MOSFET	STL6N3LLH6
800 mA standalone linear Li-Ion battery charger	STC4054
Drone remote controller app for Android	AppDrone
Reference design firmware for mini drones	STSW-FCU001

1 Schematic diagrams

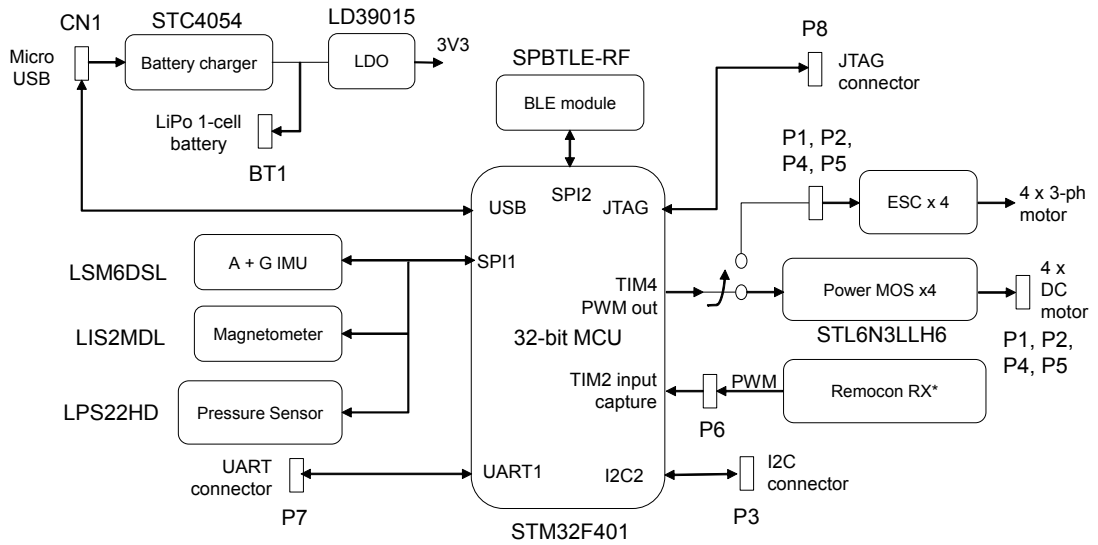
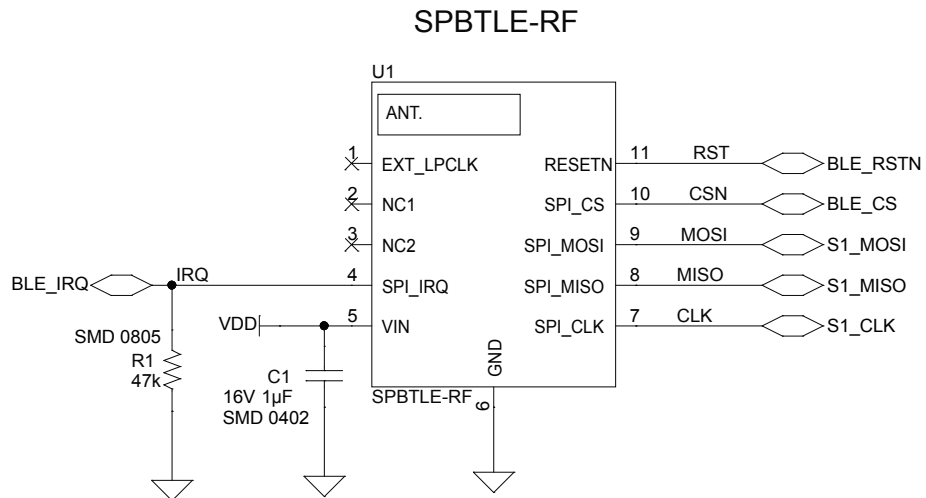
Figure 1. STEVAL-FCU001V1 – block diagram

Figure 2. STEVAL-FCU001V1 – circuit schematic (1 of 4)


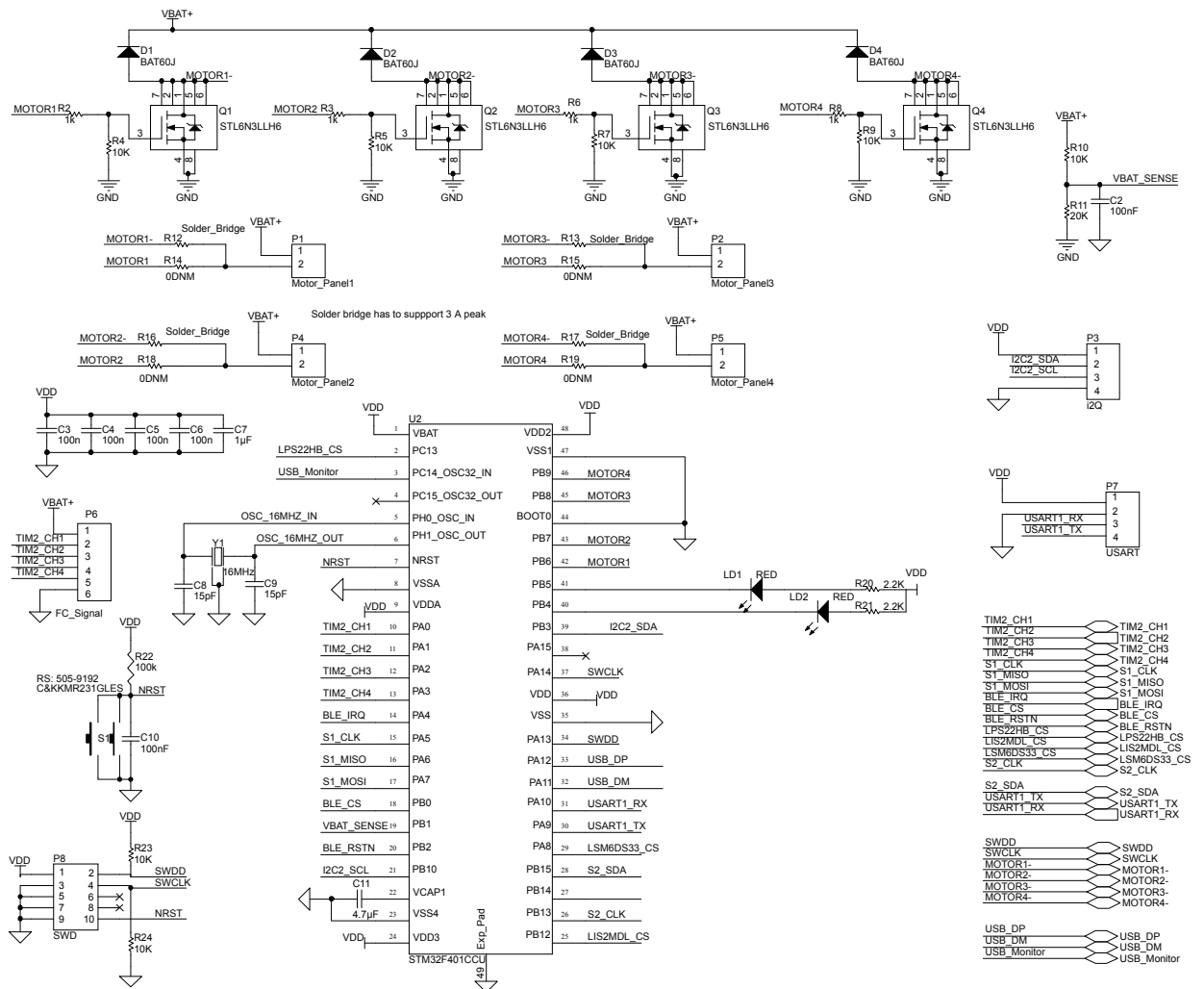
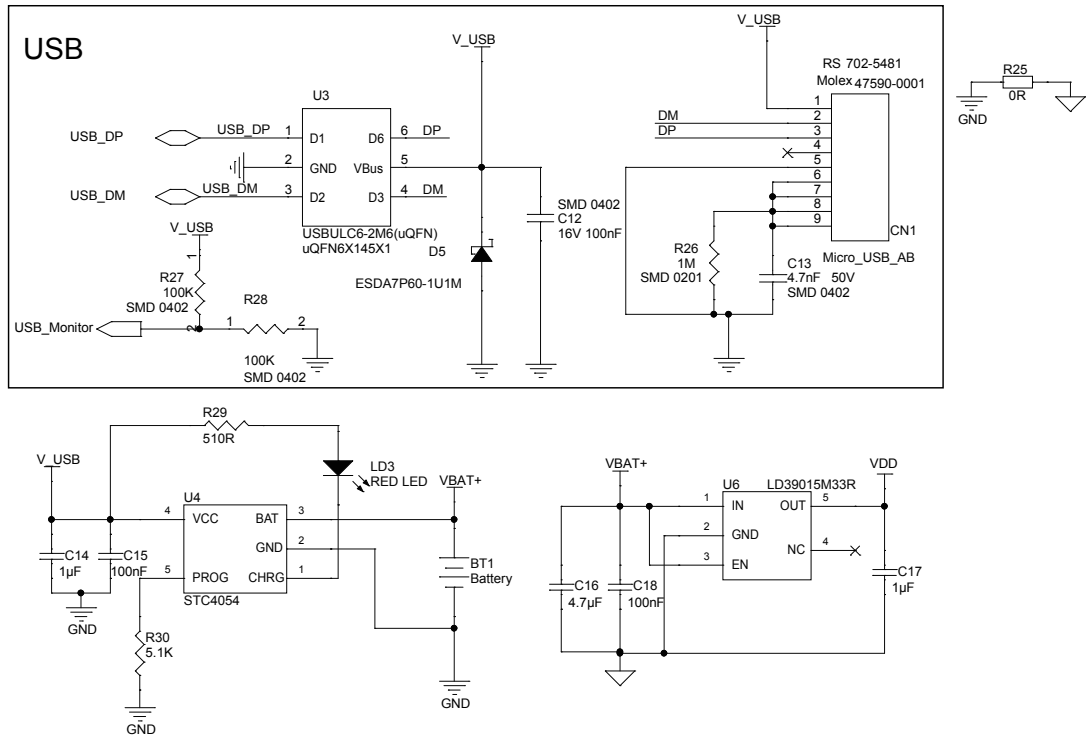
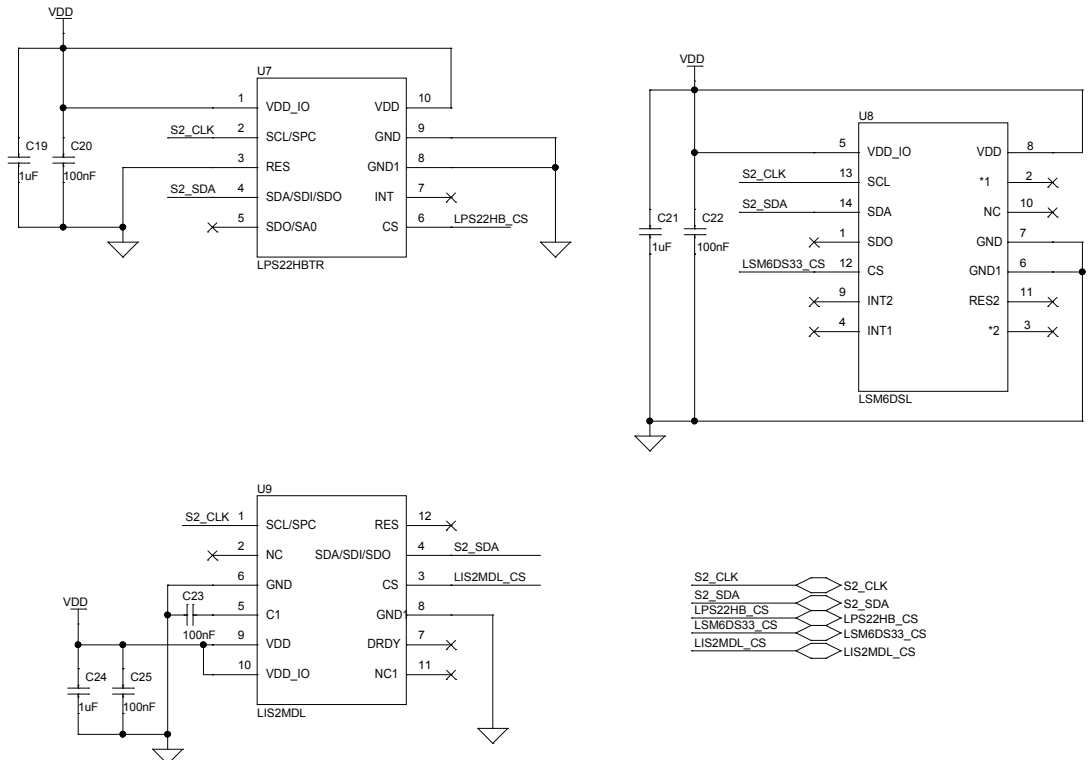
Figure 3. STEVAL-FCU001V1 – circuit schematic (2 of 4)


Figure 4. STEVAL-FCU001V1 – circuit schematic (3 of 4)

Figure 5. STEVAL-FCU001V1 – circuit schematic (4 of 4)


Revision history

Table 1. Document revision history

Date	Version	Changes
03-Oct-2017	1	Initial release.
16-Jan-2019	2	Updated cover page image.

IMPORTANT NOTICE – PLEASE READ CAREFULLY

STMicroelectronics NV and its subsidiaries (“ST”) reserve the right to make changes, corrections, enhancements, modifications, and improvements to ST products and/or to this document at any time without notice. Purchasers should obtain the latest relevant information on ST products before placing orders. ST products are sold pursuant to ST’s terms and conditions of sale in place at the time of order acknowledgement.

Purchasers are solely responsible for the choice, selection, and use of ST products and ST assumes no liability for application assistance or the design of Purchasers’ products.

No license, express or implied, to any intellectual property right is granted by ST herein.

Resale of ST products with provisions different from the information set forth herein shall void any warranty granted by ST for such product.

ST and the ST logo are trademarks of ST. All other product or service names are the property of their respective owners.

Information in this document supersedes and replaces information previously supplied in any prior versions of this document.

© 2019 STMicroelectronics – All rights reserved