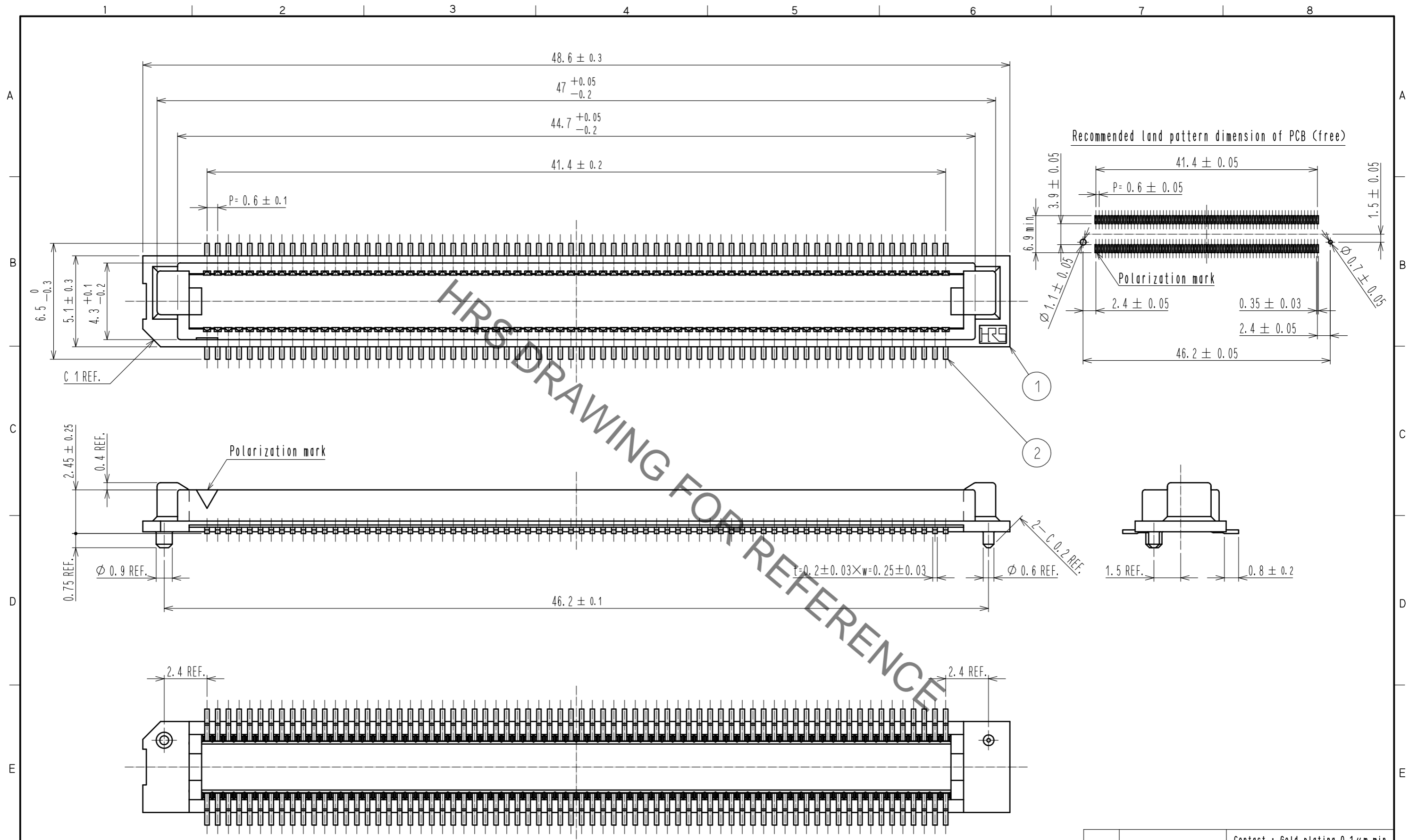


May.1.2023 Copyright 2023 HIROSE ELECTRIC CO., LTD. All Rights Reserved.
In case of consideration for using Automotive equipment / device which demand high reliability, kindly contact our sales window correspondents.



- Notes
- SMT lead CO-PLANARITY : 0.1 max.
 - For modification, etc., preventive hole for sink mark may be added according to circumstances.

Added precaution

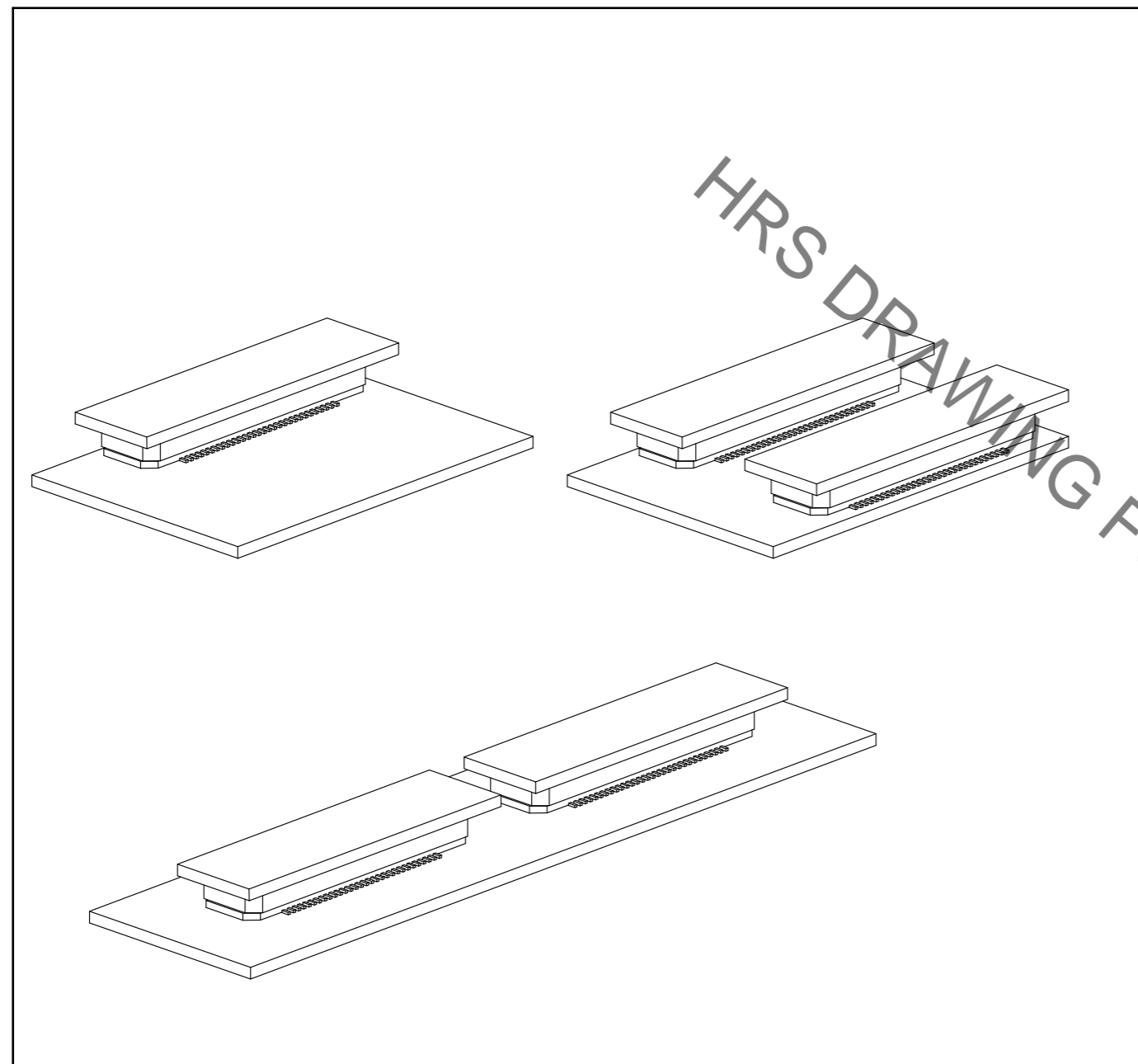
1	PPS	Light brown, UL94V-0	2	PHOSPHOR BRONZE	Contact : Gold plating 0.1 μ m min. Lead : Gold plating 0.03 μ m min. Under : Nickel plating 0.5 μ m min.		
NO.	MATERIAL	FINISH . REMARKS	NO.	MATERIAL	FINISH . REMARKS		
UNITS		SCALE	COUNT	DESCRIPTION OF REVISIONS	DESIGNED	CHECKED	DATE
mm		5 : 1	1	DIS-F-00006410	KS. NAKAJIMA	HT. YAMAGUCHI	20200803
HRS HIROSE ELECTRIC CO., LTD.		APPROVED : NH. NAKATA	20161121	DRAWING NO. EDC-150568-71-00			
		CHECKED : HT. YAMAGUCHI	20161121	PART NO. FX8-140P-SV(71)			
		DESIGNED : MT. ITANO	20161121	CODE NO. CL578-0007-2-71			
		DRAWN : MT. ITANO	20161121			1/2	

May.1.2023 Copyright 2023 HIROSE ELECTRIC CO., LTD. All Rights Reserved.
In case of consideration for using Automotive equipment / device which demand high reliability, kindly contact our sales window correspondents.

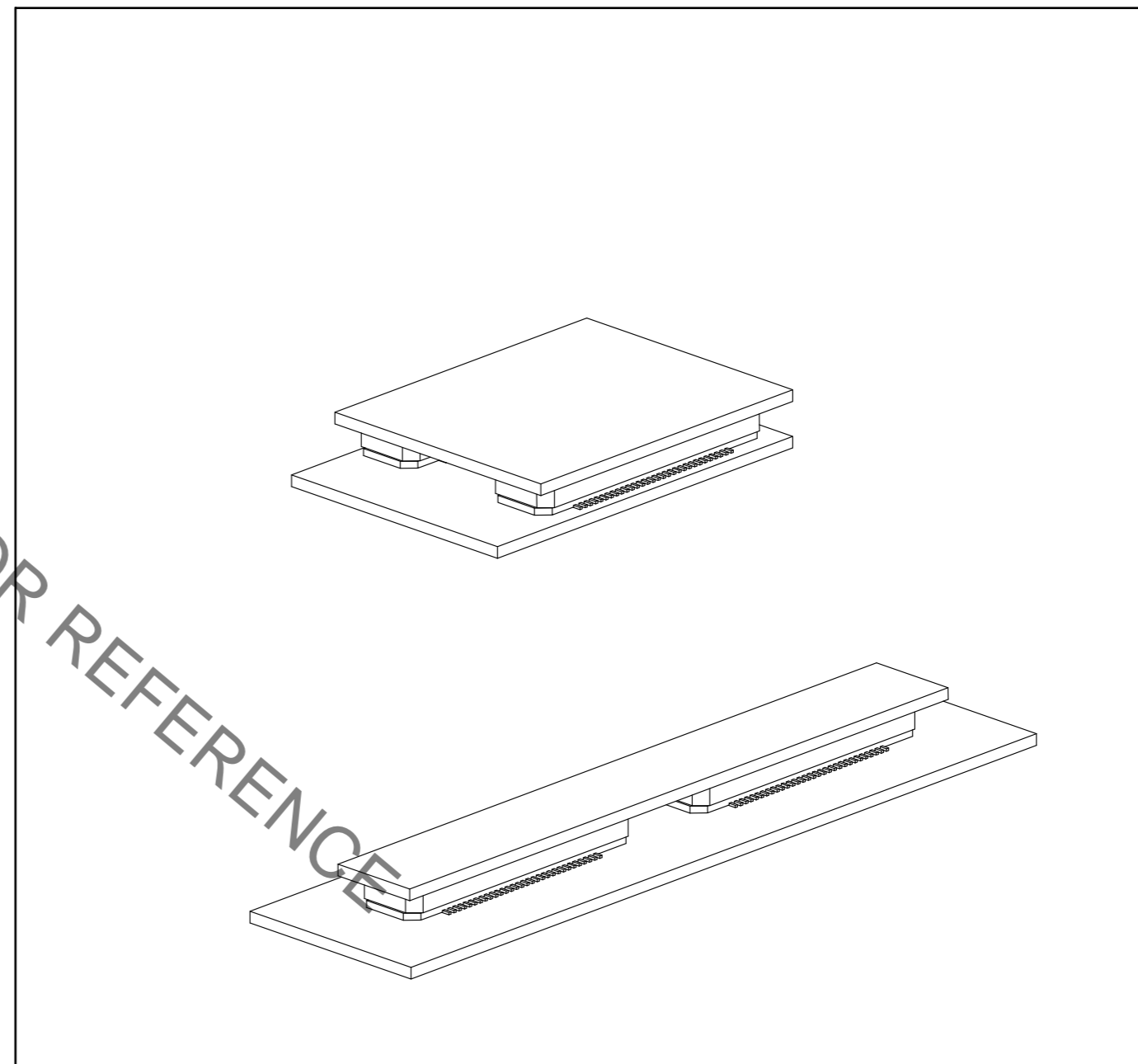
【 Precaution 】

When a board with multiple connectors mounted is mated, the connector may be damaged or deformed.
Please divide one side of the board so only one connector is mated per board.

OK



NG



HRS DRAWING FOR REFERENCE

HRS	DRAWING NO.	EDC-150568-71-00
	PART NO.	FX8-140P-SV(71)
	CODE NO.	CL578-0007-2-71
		2/2