


C2000™ Concerto™ Microcontrollers




Control or communications? Why compromise?

Engineering is full of compromises. It's a balance between numerous aspects – cost, power consumption, reliability, feature set, flexibility, and the list goes on. With every generation, engineers push the envelope of efficiency and functionality in their designs. Digital control is bringing new possibilities in driving smarter and more efficient systems. Connectivity is becoming pervasive in applications that

previously didn't require communication. Today, in many real-time control applications, such as automation or energy conversion, one of the biggest compromises is finding a balance between robust loop control and adding communications or host functionality. But what if you could eliminate some of those compromises?

Standard MCU Challenge

- Compromise between ideal host and control capability



Controller

- Real-time interrupt priority
- Fast closed loops
- Small sampling windows
- Background task for host functions
- Sub-prioritization of host functions



Interrupts

In the past, there were two solutions to this problem. The first, in cost-sensitive applications, was to select one MCU that would perform both control and communications functions. From a hardware

standpoint, it's a simple solution, but often requires a compromise on features and performance. In addition, software becomes more difficult as tasks and interrupts must be prioritized properly.

Classic Control Challenge

- Additional complexity
- Dual developments plus interface challenges/latency



Loop Controller

- Real-time control
- Faster/more loops
- Small sampling windows

Interrupts

Host Controller

- Communications
- Logic/profile
- Sequencing/monitoring



A second solution is to use two microcontrollers – a host microcontroller taking care of communications, monitoring, and other system functions while a second loop microcontroller focuses on the

real-time control aspect. This solution provides clean partitioning, but adds cost, complexity, and latency from communication between the two controllers.

Concerto™ MCU Solution

- Optimized subsystems
- Single-chip solution reduces complexity
- Faster interprocessor communication reduces latency



Control Subsystem

- Real-time control
- Faster/more loops
- Small sampling windows

Interrupts

Host Subsystem

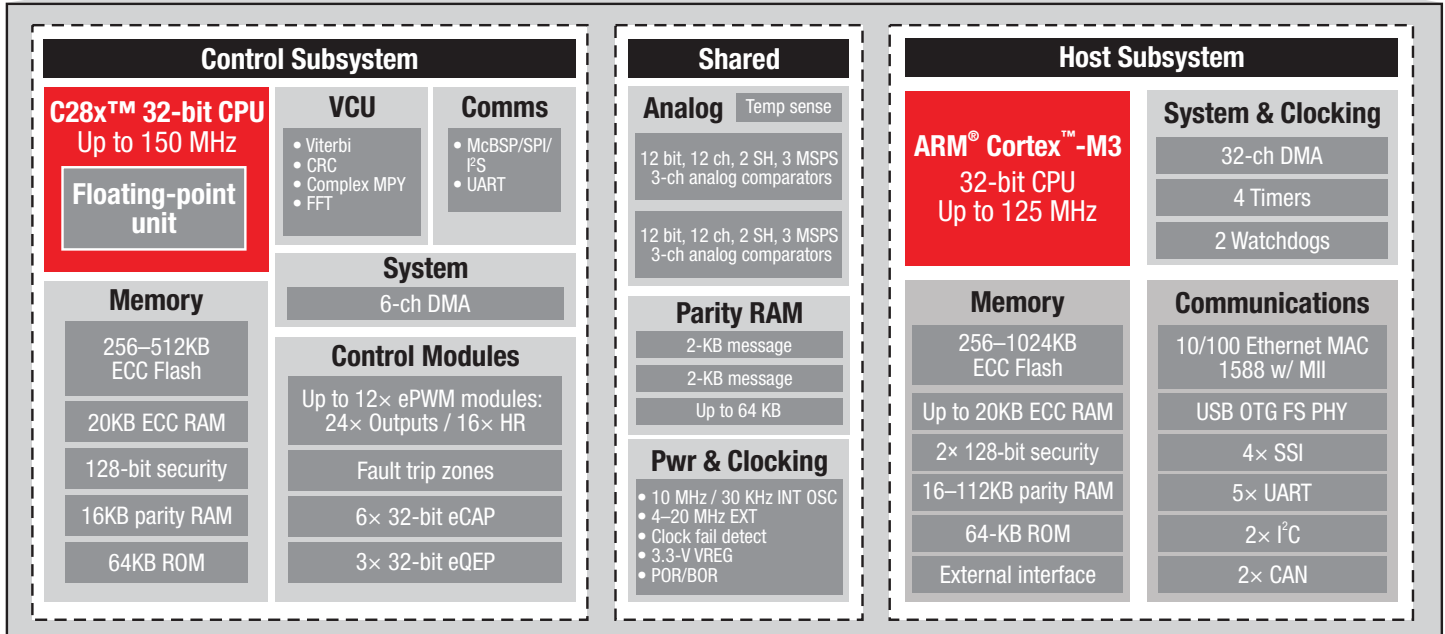
- Communications
- Logic/profile
- Sequencing/monitoring



With the C2000 Concerto™ family of microcontrollers, the need to compromise is eliminated. By combining an industry-leading Host core along with an industry-leading control core, Concerto

MCUs provide the best of both worlds in one device, simplifying both hardware and software aspects, all while reducing cost.

Introducing Concerto™ MCUs: Connectivity without compromise



Real-Time Control TI 32-bit F28x with FPU

Processing and control

- Industry leading computational performance
- Lowest control loop latency
- Robust control software support
- Fine-tuned control architecture

Precision peripherals

- Flexible, highest resolution, best synchronization PWMs
- High-speed precision-synchronized analog
- Flexible power line modem solution

+

Host MCU ARM® 32-bit Cortex™-M3

Ecosystem

- Operating systems
- Middleware
- Software infrastructure

Rich Communications

- Ethernet
- USB
- CAN, serials
- Wireless
- Various field busses

Application Layer

- Sequencing, profiles
- Diagnostics, monitoring

Industry's #1 MCU for power electronics and power-line modem

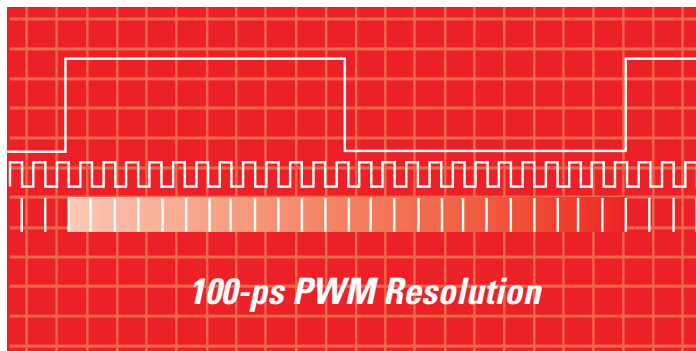
Industry's #1 MCU for general purpose and communication

Concerto™ MCUs: Best of both worlds

With both host and control subsystems on one device, Concerto MCUs bring you the best of both worlds:

C28x Core (control):

- Up to 150 MHz with floating point
- Sensing and DSP filtering and processing
- Firmware programmable power line modem solutions
- PWMs with unmatched flexibility, programmability, and resolution (down to 100 picoseconds)
- Enhanced Quadrature Encoder interface (eQEP) is compatible with almost any linear or rotary encoder for motor control applications
- Enhanced capture for precision in applications like radar and ultrasonic sensing



Focus on differentiation

Concerto MCUs allow engineers to leverage easy-to-use software and application libraries from the C2000™ controlSUITE™ software platform as well as ARM Cortex-M3's ecosystem, resulting in an unparalleled environment of software and support. Previous developments on C2000 can be ported to Concerto MCUs

- Scalability between the entire C2000 portfolio – from 40 MHz to 300 MHz
- Single IDE built in functionality with dual core debugging and programming

ARM® Cortex™-M3 (host):

- Up to 125 MHz
- Take advantage of Cortex-M3's rich ecosystem
- Optimized for host communications

Shared / System:

- Up to 1.5MB of 65-nm Flash and 232K RAM
- Dual 12-bit ADC, 3 MSPS and 2 sample-and-holds each, up to 24 channels. Unique start-of-conversion triggering for intelligent sampling.
- Error detection and correction on Flash and RAM sectors
- Redundancy for safety
 - Two independent cores with monitoring
 - Dual ADCs for speed and reliability
 - Built-in clock monitoring with multiple system watch dogs
- Security features for memory protection
- Inter-processing communications library for simple, no-lag information transfer between subsystems
- On-chip analog comparators for instantaneous over-current/over-voltage protection
- Even more integration to simplify hardware design
 - Integrated high-speed oscillator and real-time clock
 - On-chip POR/BOR
 - Single-rail supply, on-chip voltage regulator
- Automotive Q100

controlSUITE: C2000 C28x

- Header file library
 - Allows for bit-field register access or driver-based functions
- Math, DSP libraries for both fixed and floating point
- Application libraries (motor control, digital power, and more!)
- Code examples and utilities
- SYSBIOS from TI
- Complete source code available, free license and royalty-free use

controlSUITE: ARM Cortex-M3

- Peripheral driver library
 - Allows for direct register access or driver-based functions
- Display, graphics library
- Code examples
- In-system programming support
- CMSIS hardware abstraction
- Complete source code available, free license and royalty-free use

Concerto™ MCU applications and benefits

With Concerto MCUs, a variety of applications can benefit from separate host and control subsystems.

Industrial automation



Host
OS / RTOS
Communication bridge
Motion profile
System management

Control
Multiple motors
Torque and speed control
Precision sensing

Benefits

- Host subsystem takes care of communication and system management without being sidetracked by strict control loop interrupts
- Control subsystem is not burdened by communication, more bandwidth for custom control algorithms and multi-axis control
- Industry-leading PWMs for precision motor control
- On-chip comparators for over-current and over-voltage detection to protect equipment

Solar farms



Host
OS / RTOS
Communication bridge
Diagnostics
System management

Control
Max power point tracking
DC/DC boost
DC/AC conversion

Benefits

- Host subsystem takes care of diagnostics and management
- Control subsystem optimized for maximum power point tracking algorithms
- Integrate power tracking along with power conversion
- Enable smart switching between grid connection and battery systems
- Programmable for any power line communications protocol

Server farms



Host
Load balancing
Diagnostics
System management

Control
Power conversion
Multiple rails and loads
Driving efficient topologies
UPS

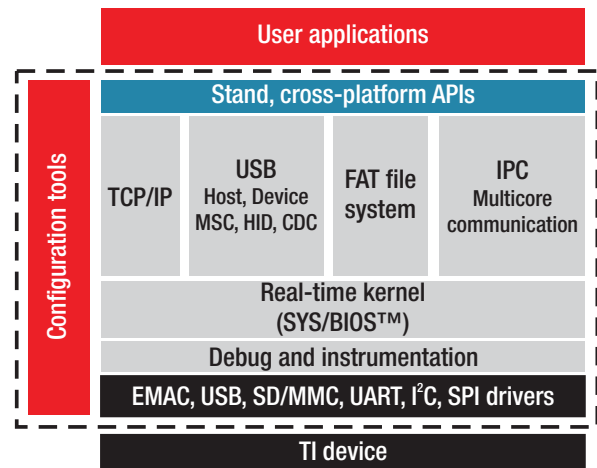
Benefits

- Host subsystem takes care of communication, load balancing, and more
- Control subsystem can focus on digital power techniques for higher efficiency, increased reliability
- Programmable control subsystem allows for increased scalability between power rating levels and topologies
- Instantaneously detect power irregularities and switch to UPS backup systems

TI-RTOS™ for Concerto™ microcontrollers

TI-RTOS is a deterministic, scalable real-time operating system (RTOS) for the ARM® Cortex™-M3 that builds on the SYS/BIOS™ real-time kernel and C2000™ controlSUITE™ software middleware and peripheral libraries. TI-RTOS provides TCP/IP, USB host and device, a FAT file system and drivers all completely integrated and tested in a multithreaded environment to enable engineers to begin development right out of the box. TI-RTOS provides low-overhead communication mechanisms between the ARM Cortex-M3 and C28x cores, enabling developers to easily exchange command-and-control or data buffers. TI-RTOS uses the same real-time kernel (SYS/BIOS) on both cores, to provide a uniform programming environment in which developers can quickly switch tasks from one core to another to optimize system performance.

TI-RTOS is fully integrated with the Code Composer Studio™ integrated development environment (IDE) and is supported by TI. It is available at no charge and is royalty-free.



TI-RTOS components

Development tools

Concerto tools will continue the C2000™ controlCARD tools methodology. By detaching the C2000 processor and all necessary support circuitry and putting them on controlCARDS, a designer can test multiple processors on one application board. These controlCARDS require only one 5-V supply and plug into a simple motherboard connector

Part number	Description	
TMDXCNDH52C1	F28M35H52 controlCARD	■
TMDXDOCKH52C1	F28M35H52 Experimenter Kit	■
TMDXCND28M36	F28M36P63 controlCARD	■
TMDXDOCK28M36	F28M36P63 Experimenter Kit	■
CC3000TIWISLEM	LSR TIWi SL SimpleLink™ Wi-Fi® Evaluation Module	■
CC3000TYPEVKEM	Murata Type VK SimpleLink WiFi Evaluation Module	■

that gives access to every pin on the device. All C2000 application kits are also based on controlCARDS

Start exploring what Concerto MCUs have to offer, right out of the box! Now you can add Internet connectivity to your Concerto tool with the addition of SimpleLink™ Wi-Fi® Evaluation Modules.



Visual Solutions is the developer of VisSim, an award-winning, graphical software for model-based development and control design. VisSim v8 integrates OMG UML compliant “bubble and wire” state charts with data-flow block diagrams. The downloadable VisSim Viewer allows anyone to open and run a VisSim diagram royalty-free. In addition to industry leading ease of use and execution speed, VisSim provides tight integration to Texas Instruments C2000™, MSP430™ and ARM® MCUs. With its benchmark

winning C-code generation, fast multi-threading RTOS and fixed-point support, VisSim gives complete tool chain support for motor control, digital power and industrial control applications from initial concept to final flash burn. VisSim-based products can be found in places like the cockpit of the Joint Strike Fighter, medical respirators, electric vehicles, industrial UPS, multi-megawatt wind turbines, HVAC systems, nuclear power trainers and automotive electric oil pumps. Visit www.vissim.com to learn more.



Important Notice: The products and services of Texas Instruments Incorporated and its subsidiaries described herein are sold subject to TI's standard terms and conditions of sale. Customers are advised to obtain the most current and complete information about TI products and services before placing orders. TI assumes no liability for applications assistance, customer's applications or product designs, software performance, or infringement of patents. The publication of information regarding any other company's products or services does not constitute TI's approval, warranty or endorsement thereof.

The platform bar, C2000, Code Composer Studio, Concerto, Delfino, MSP430, Piccolo, SimpleLink, SYS/BIOS and TI-RTOS are trademarks of Texas Instruments. All other trademarks are the property of their respective owners.

IMPORTANT NOTICE

Texas Instruments Incorporated and its subsidiaries (TI) reserve the right to make corrections, enhancements, improvements and other changes to its semiconductor products and services per JESD46, latest issue, and to discontinue any product or service per JESD48, latest issue. Buyers should obtain the latest relevant information before placing orders and should verify that such information is current and complete. All semiconductor products (also referred to herein as "components") are sold subject to TI's terms and conditions of sale supplied at the time of order acknowledgment.

TI warrants performance of its components to the specifications applicable at the time of sale, in accordance with the warranty in TI's terms and conditions of sale of semiconductor products. Testing and other quality control techniques are used to the extent TI deems necessary to support this warranty. Except where mandated by applicable law, testing of all parameters of each component is not necessarily performed.

TI assumes no liability for applications assistance or the design of Buyers' products. Buyers are responsible for their products and applications using TI components. To minimize the risks associated with Buyers' products and applications, Buyers should provide adequate design and operating safeguards.

TI does not warrant or represent that any license, either express or implied, is granted under any patent right, copyright, mask work right, or other intellectual property right relating to any combination, machine, or process in which TI components or services are used. Information published by TI regarding third-party products or services does not constitute a license to use such products or services or a warranty or endorsement thereof. Use of such information may require a license from a third party under the patents or other intellectual property of the third party, or a license from TI under the patents or other intellectual property of TI.

Reproduction of significant portions of TI information in TI data books or data sheets is permissible only if reproduction is without alteration and is accompanied by all associated warranties, conditions, limitations, and notices. TI is not responsible or liable for such altered documentation. Information of third parties may be subject to additional restrictions.

Resale of TI components or services with statements different from or beyond the parameters stated by TI for that component or service voids all express and any implied warranties for the associated TI component or service and is an unfair and deceptive business practice. TI is not responsible or liable for any such statements.

Buyer acknowledges and agrees that it is solely responsible for compliance with all legal, regulatory and safety-related requirements concerning its products, and any use of TI components in its applications, notwithstanding any applications-related information or support that may be provided by TI. Buyer represents and agrees that it has all the necessary expertise to create and implement safeguards which anticipate dangerous consequences of failures, monitor failures and their consequences, lessen the likelihood of failures that might cause harm and take appropriate remedial actions. Buyer will fully indemnify TI and its representatives against any damages arising out of the use of any TI components in safety-critical applications.

In some cases, TI components may be promoted specifically to facilitate safety-related applications. With such components, TI's goal is to help enable customers to design and create their own end-product solutions that meet applicable functional safety standards and requirements. Nonetheless, such components are subject to these terms.

No TI components are authorized for use in FDA Class III (or similar life-critical medical equipment) unless authorized officers of the parties have executed a special agreement specifically governing such use.

Only those TI components which TI has specifically designated as military grade or "enhanced plastic" are designed and intended for use in military/aerospace applications or environments. Buyer acknowledges and agrees that any military or aerospace use of TI components which have **not** been so designated is solely at the Buyer's risk, and that Buyer is solely responsible for compliance with all legal and regulatory requirements in connection with such use.

TI has specifically designated certain components which meet ISO/TS16949 requirements, mainly for automotive use. Components which have not been so designated are neither designed nor intended for automotive use; and TI will not be responsible for any failure of such components to meet such requirements.

Products

Audio	www.ti.com/audio
Amplifiers	amplifier.ti.com
Data Converters	dataconverter.ti.com
DLP® Products	www.dlp.com
DSP	dsp.ti.com
Clocks and Timers	www.ti.com/clocks
Interface	interface.ti.com
Logic	logic.ti.com
Power Mgmt	power.ti.com
Microcontrollers	microcontroller.ti.com
RFID	www.ti-rfid.com
OMAP Applications Processors	www.ti.com/omap
Wireless Connectivity	www.ti.com/wirelessconnectivity

Applications

Automotive and Transportation	www.ti.com/automotive
Communications and Telecom	www.ti.com/communications
Computers and Peripherals	www.ti.com/computers
Consumer Electronics	www.ti.com/consumer-apps
Energy and Lighting	www.ti.com/energy
Industrial	www.ti.com/industrial
Medical	www.ti.com/medical
Security	www.ti.com/security
Space, Avionics and Defense	www.ti.com/space-avionics-defense
Video and Imaging	www.ti.com/video

TI E2E Community

e2e.ti.com