




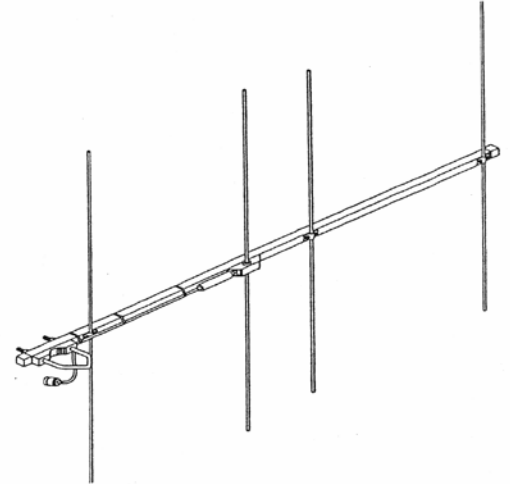


ANTENNA TECHNOLOGIES LIMITED COMPANY

# Model 151-4H Heavy Duty VHF Yagi Antenna

## Key Features

-  **“EverSealed”** feed system reduce the vulnerability of the feed to the environment
-  Balanced **“AntennaFeed”** system provides a clean radiation pattern
-  **No Field Tuning is Ever Required**



Electrical Specifications	151-4H
Frequency Range, MHz	147-155
Gain, dBd	7 nominal
Front to Back Ratio, dB	15 minimum; 18 typical
VSWR (75 Ohms)	1.2:1 typical
1.5:1 Bandwidth MHz	6 minimum; 9 typical
3 dB Beamwidth E/H Planes, degrees	60/90
Stacking Distance, E/H, inches	66/48
Maximum Power, watts	150*
Cable type/length	RG58, 2 (.61)
Connector	N Female
Polarization	Vertical

*\*Limited by feedline. Higher power ratings are available as an option.*



Mechanical Specifications	151-4H
Number of Elements	4
Boom Length, feet (m)	3.68 (1.12)
Boom Material	1.0" by 1.0" square tube 6061-T6 aluminum
Element Material	.25" diameter 6061-T6 aluminum rod
Mast Diameter, inches, (cm)	1.5-2.00 (4.6-5.1)
Mounting	Rear
Wind Surface Areas, feet <sup>2</sup>	.79 (.073)
Wind Survival, mph (kph)	100 (160)
Weight, pounds (kg)	3.6 (1.63)

22560 Glenn Drive #114 | Sterling, Virginia 20164  
[www.atcllc.com](http://www.atcllc.com) [sales@atcllc.com](mailto:sales@atcllc.com)  
Office: 703-450-5517

*ATLC products for military use may be subject to U.S. ITAR EXPORT CONTROLS, an export license may be required.*