

### Overview


KEMET Z-PMS Power Line Multilayer Ferrite Chip Beads are ideal for high frequency noise countermeasures on the DC power supply line.

The small size of this ferrite bead makes it suitable for mobile equipment that requires tight space both in dimension and in height. The unique green sheet and printing technologies realize low RDC which leads to lower power consumption and longer battery life. Using three different type of materials enables to further specialize the function and characteristics of the chip bead:

- 1) Material "A" for broadband noise suppression. Low R-XL frequency cross point and large resistance part work as damping function, suppress unnecessary resonance and keep signal integrity.
- 2) Material "B" for noise suppression above 20 MHz, with increased attenuation. For general use especially efficient for video signal lines.

### Applications

- PC, tablet, peripherals
- Differential transmission line on USB and IEEE1394 interface
- Mobile and portable equipment



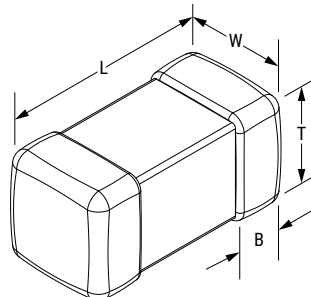
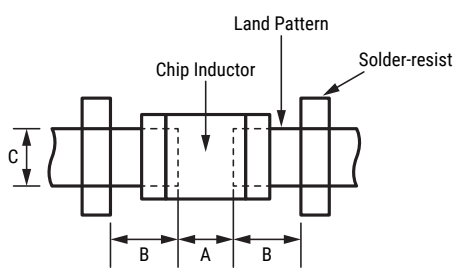
### Benefits

- Miniature and low profile
- Reduced power dissipation due to low RDC values
- No grounding needed for flexible circuit design
- Prevents interference between circuits in mobile systems
- Impedance value from 10 – 390  $\Omega$
- Rated current range from 0.8 – 4 A
- Operating temperature range from  $-55^{\circ}\text{C}$  to  $+85^{\circ}\text{C}$

## Part Number System

Z	0402	C	221	A	PMS	T
Ferrite Bead	EIA Case Size (L" x W")	Specification	Impedance Value ( $\Omega$ ) at 100 MHz	Material	Series	Packaging
	0402 (1005 in mm) 0603 (1608 in mm) 0805 (2012 in mm)	C = Commercial	The first two digits represent the impedance value. The third digit indicates the number of zeros to be added.  Examples: 800 = 80 $\Omega$ 101 = 100 $\Omega$ 221 = 220 $\Omega$	A = for broadband noise suppression B = for noise suppression above 20 MHz, with increased attenuation	PMS = Power Line Multilayer Ferrite Chip Beads	T = Tape & Reel

## Dimensions – Millimeters (Inches)

Dimensions - Millimeters (Inches)						Land Pattern - Millimeters		
								
EIA Size Code	Metric Size Code	L Length	W Width	T Thickness	B Bandwidth	A	B	C
0402	1005	1.00 (0.039) $\pm 0.05$ (0.002)	0.50 (0.020) $\pm 0.05$ (0.002)	0.50 (0.020) $\pm 0.05$ (0.002)	0.25 (0.010) $\pm 0.10$ (0.004)	0.45 ~ 0.55	0.40 ~ 0.50	0.45 ~ 0.55
0630	1608	1.60 (0.063) $\pm 0.15$ (0.006)	0.80 (0.031) $\pm 0.15$ (0.006)	0.80 (0.031) $\pm 0.15$ (0.006)	0.30 (0.012) $\pm 0.20$ (0.008)	0.80 ~ 1.00	0.60 ~ 0.80	0.60 ~ 0.80
0805	2012	2.00 (0.079) $+0.30/-0.10$ ( $+0.012/-0.004$ )	1.25 (0.049) $\pm 0.20$ (0.008)	0.85 (0.033) $\pm 0.2$ (0.008)	0.50 (0.020) $\pm 0.30$ (0.012)	0.80 ~ 1.20	0.80 ~ 1.20	0.90 ~ 1.60

## Performance Characteristics

Item	Performance Characteristics
Impedance Range	10 – 390 $\Omega$ , at 100 MHz
Impedance Tolerance	$\pm 25\%$
Rated Current Range	0.8 – 4 A maximum
Rated DC Resistance Range	0.02 – 0.20 $\Omega$ maximum
Operating Temperature Range	-55°C to +85°C (includes self temperature rise)

## Environmental Compliance

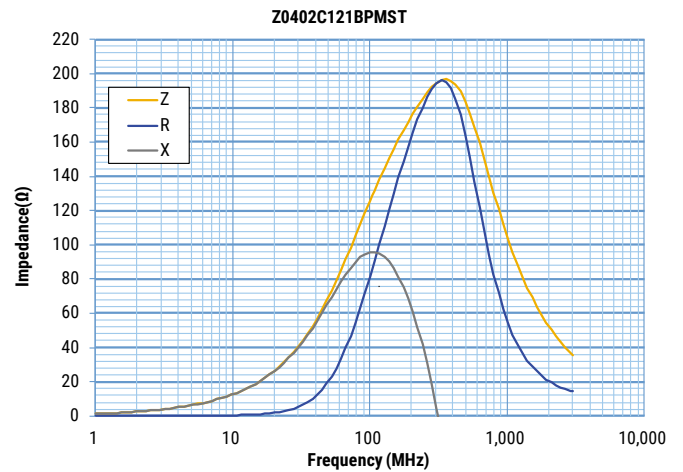
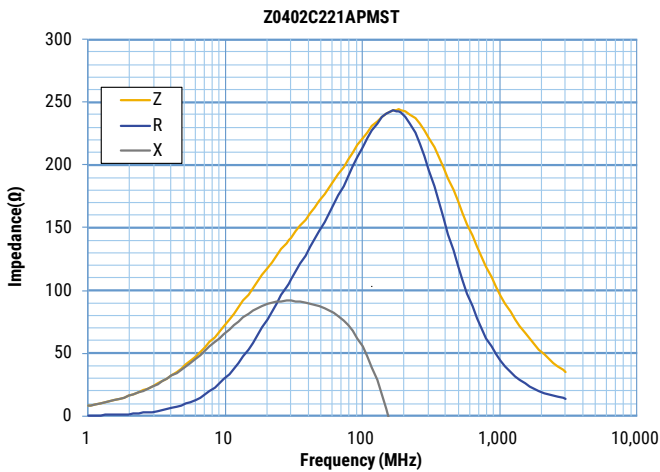
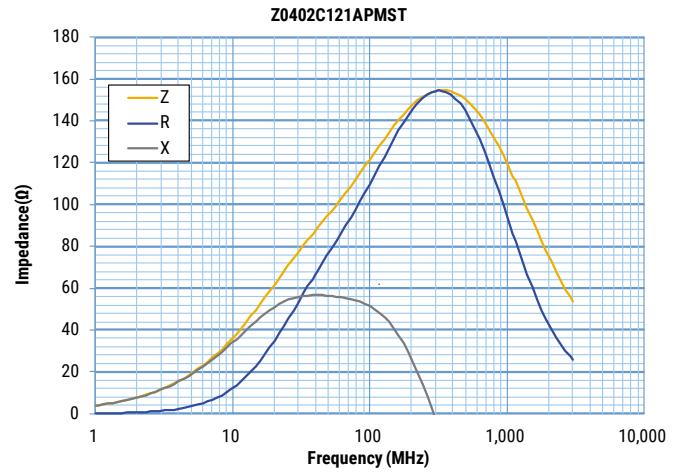
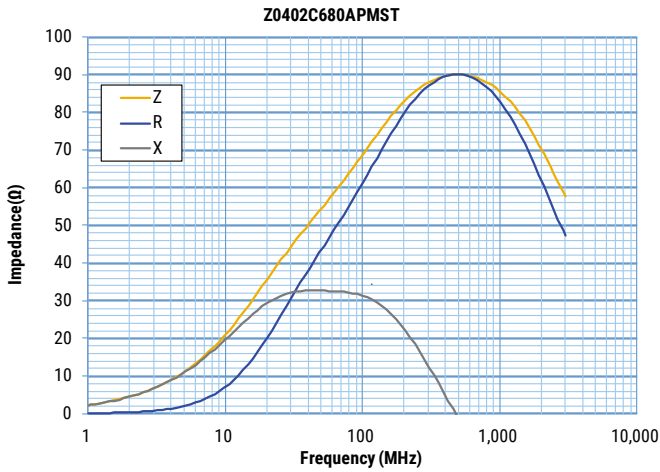
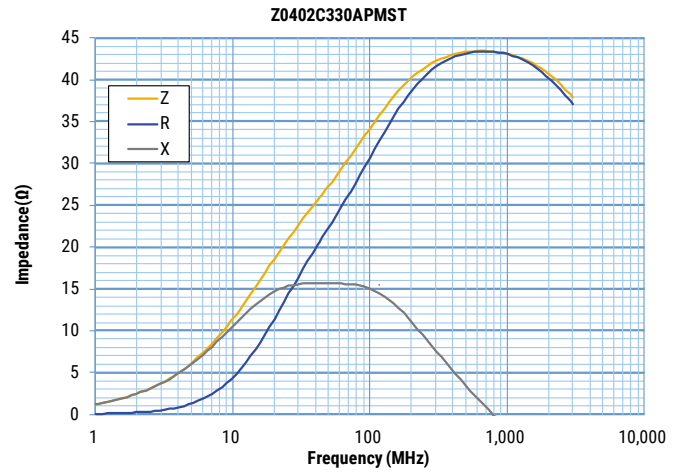
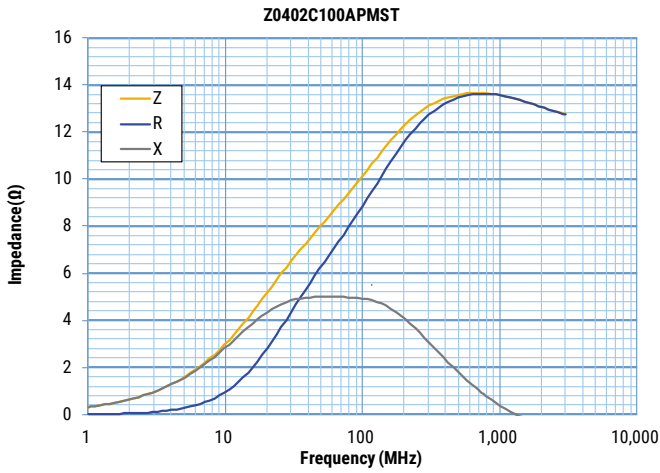
All KEMET Ferrite Beads are RoHS and REACH Compliant.



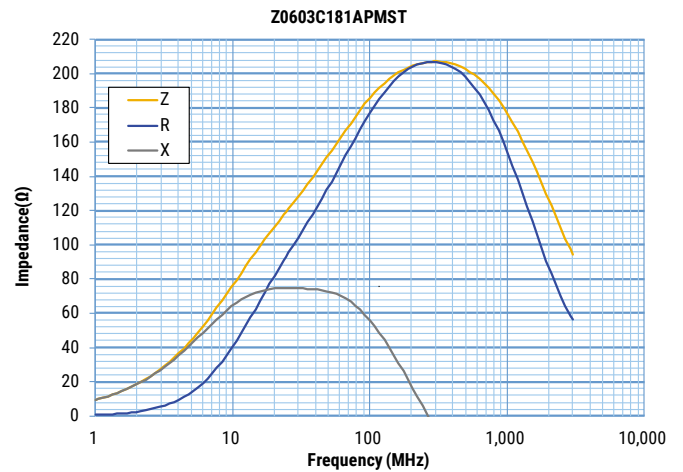
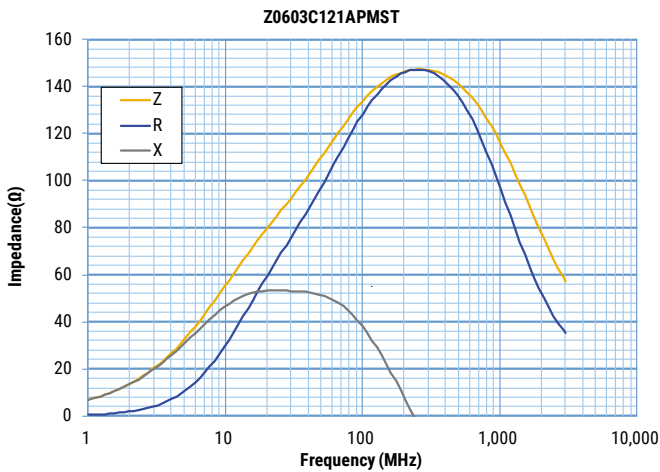
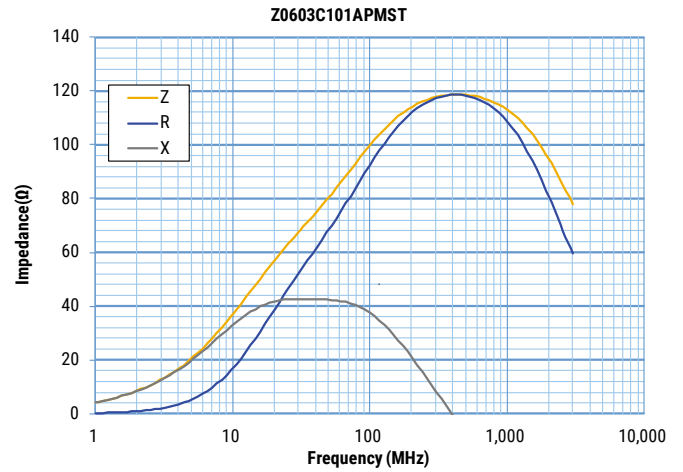
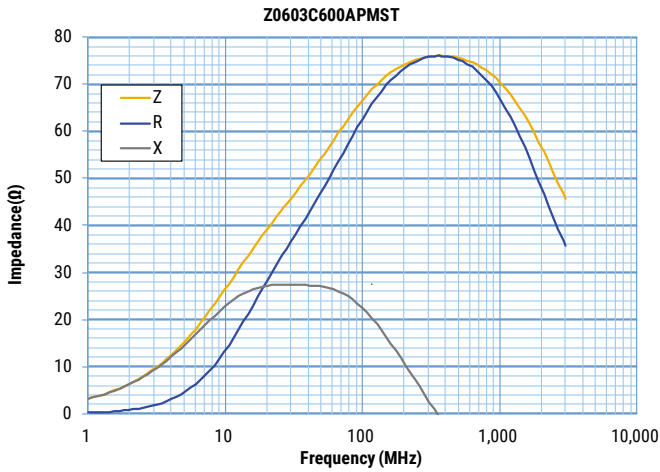
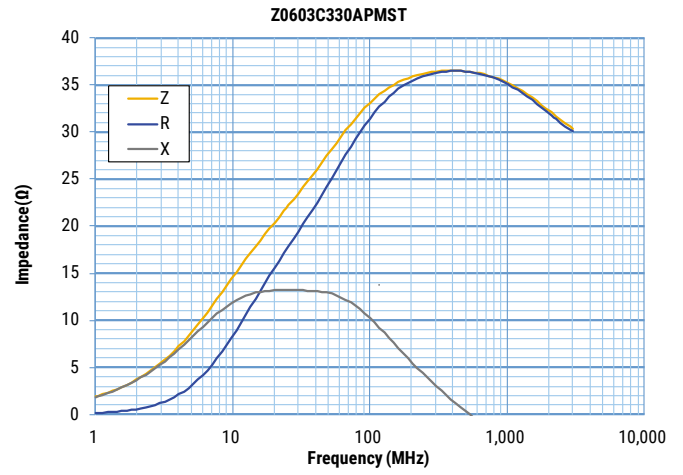
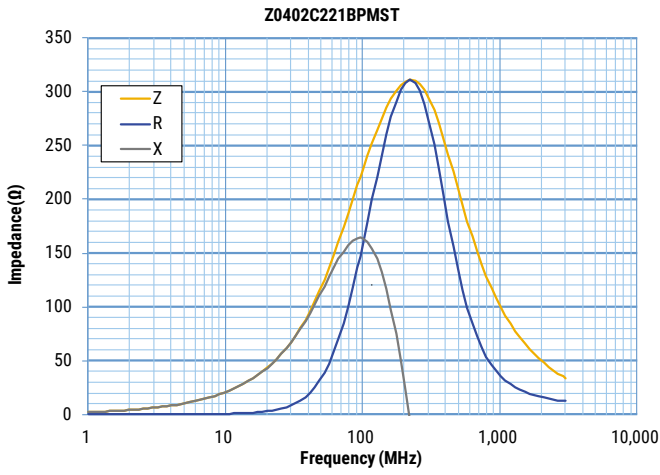
## Table 1 – Ratings & Part Number Reference

Part Number	Impedance ( $\Omega$ ) at 100 MHz	Impedance Tolerance	Rated Current (A) Maximum	DC Resistance ( $\Omega$ ) Maximum
Z0402C100APMST	10	$\pm 25\%$	2.0	0.030
Z0402C330APMST	33	$\pm 25\%$	1.7	0.050
Z0402C680APMST	68	$\pm 25\%$	1.5	0.075
Z0402C121APMST	120	$\pm 25\%$	1.0	0.140
Z0402C221APMST	220	$\pm 25\%$	0.8	0.200
Z0402C121BPMST	120	$\pm 25\%$	1.1	0.120
Z0402C221BPMST	220	$\pm 25\%$	0.9	0.180
Z0603C330APMST	33	$\pm 25\%$	3.0	0.025
Z0603C600APMST	60	$\pm 25\%$	2.5	0.040
Z0603C101APMST	100	$\pm 25\%$	1.7	0.050
Z0603C121APMST	120	$\pm 25\%$	2.7	0.035
Z0603C181APMST	180	$\pm 25\%$	1.5	0.075
Z0603C271APMST	270	$\pm 25\%$	1.2	0.110
Z0603C391APMST	390	$\pm 25\%$	1.0	0.140
Z0805C330APMST	33	$\pm 25\%$	4.0	0.020
Z0805C600APMST	60	$\pm 25\%$	3.0	0.025
Z0805C101APMST	100	$\pm 25\%$	2.5	0.040
Z0805C221APMST	220	$\pm 25\%$	2.0	0.050
Z0805C331APMST	330	$\pm 25\%$	1.5	0.075
<b>Part Number</b>	<b>Impedance</b>	<b>Impedance Tolerance</b>	<b>Rated Current</b>	<b>DC Resistance</b>

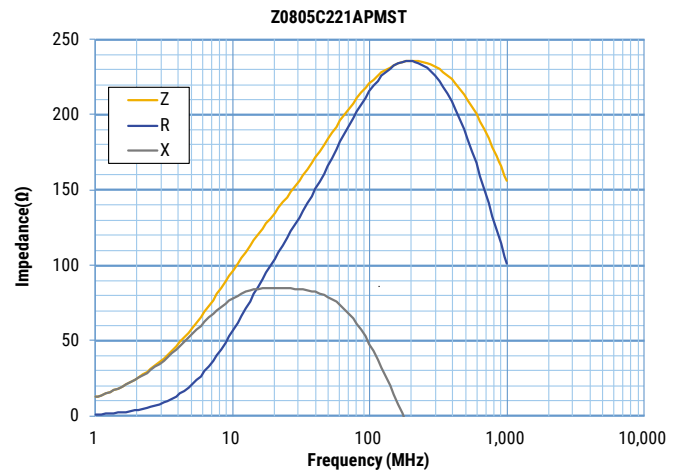
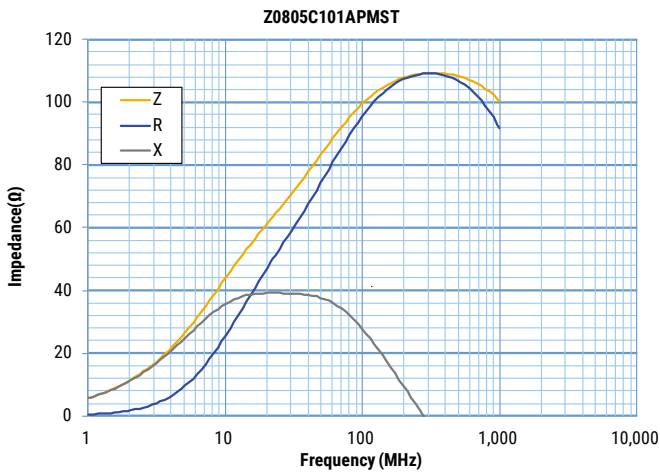
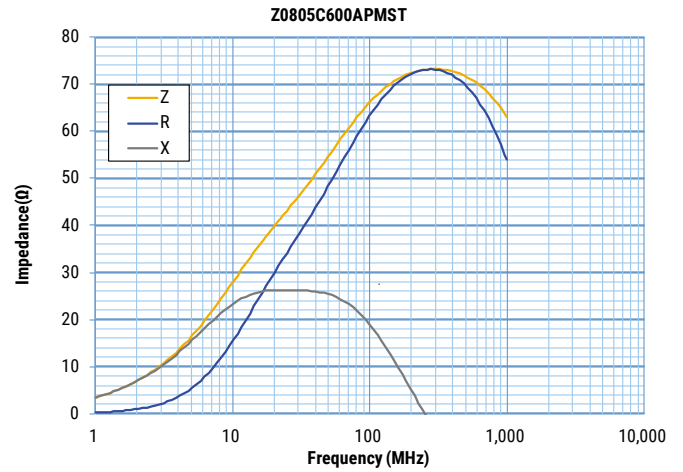
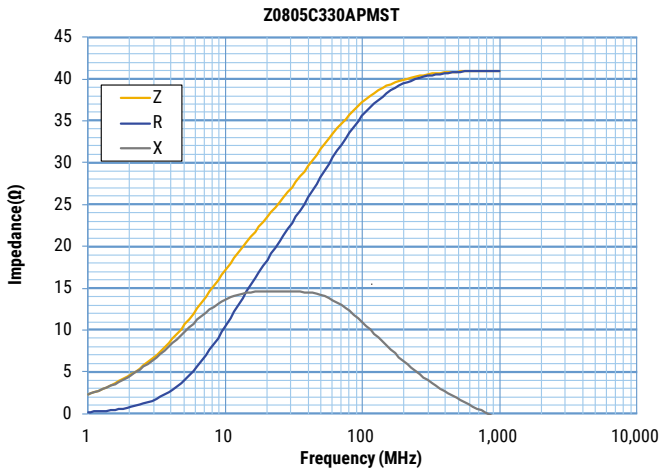
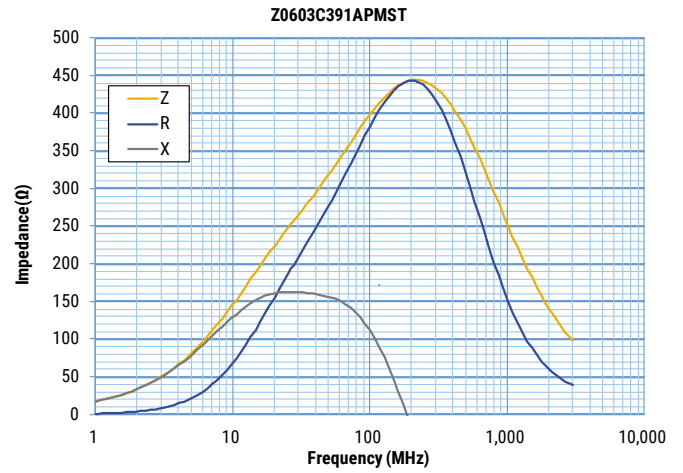
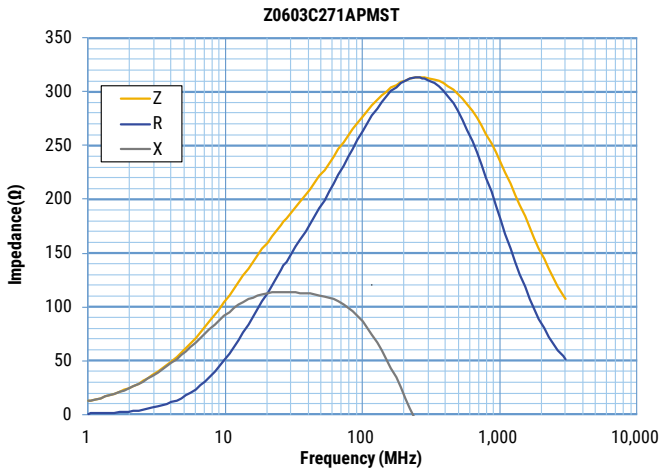
## Frequency Characteristics



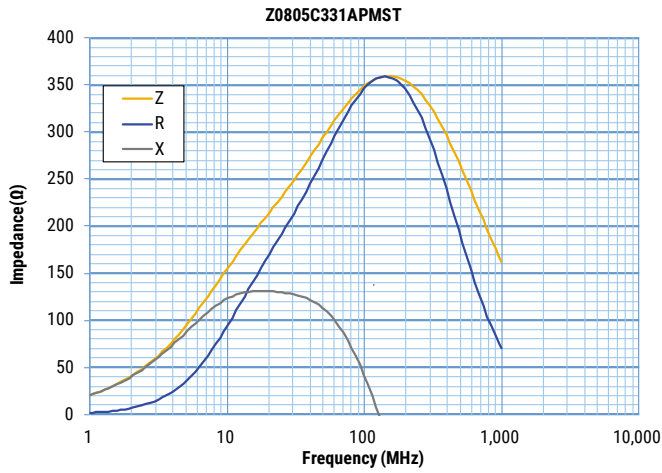
## Frequency Characteristics cont.



## Frequency Characteristics cont.

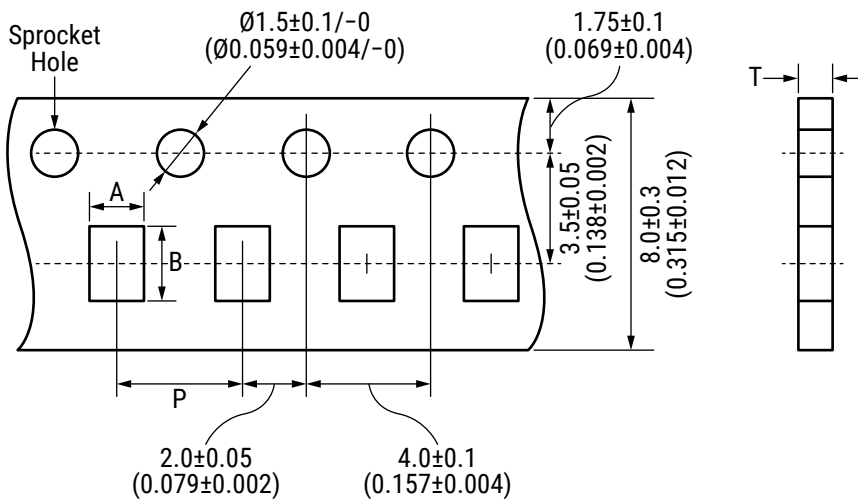


## Frequency Characteristics cont.



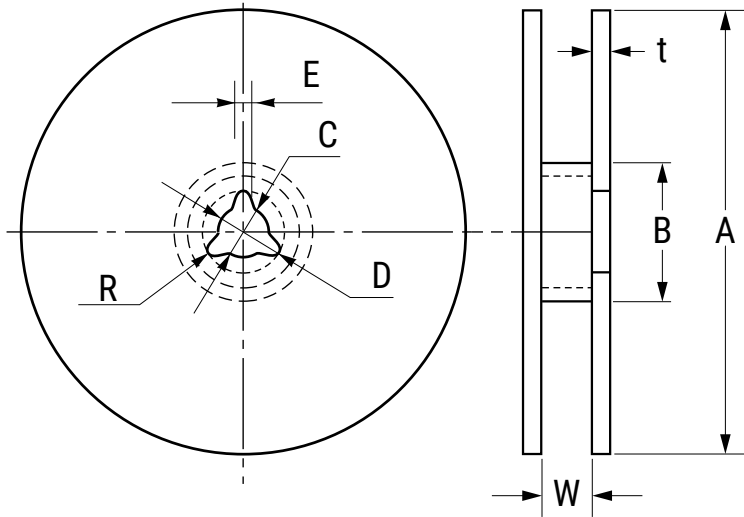
## Taping Specifications - Millimeters (Inches)

### Paper Tape 8mm Width



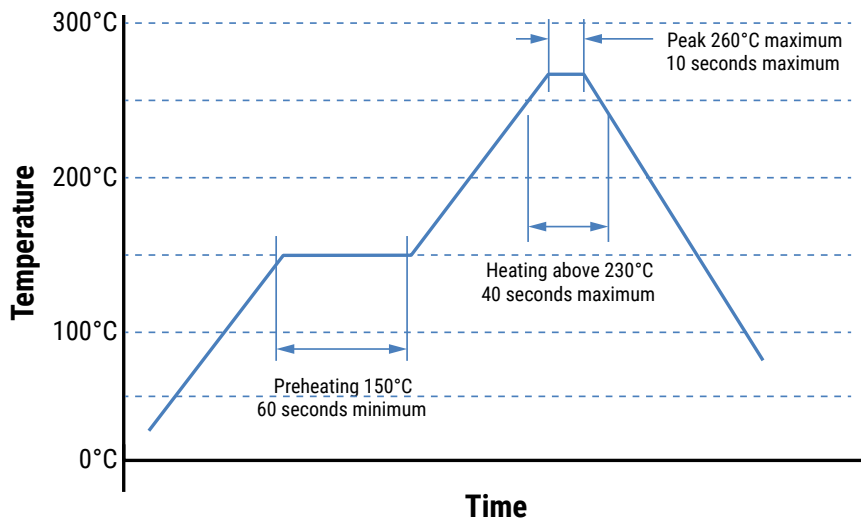
EIA Case Size	Metric Case Size	Height	Reel Quantity		Cavity		Pitch	Thickness
					A	B	P	T
0402	1005	0.50	10,000	Nominal	0.65	1.15	2.0	0.8
				Tolerance	±0.1	±0.1	±0.05	Maximum
0630	1608	0.80	4,000	Nominal	1.0	1.8	4.0	1.1
				Tolerance	±0.2	±0.2	±0.1	Maximum
0805	2012	0.85	4,000	Nominal	1.5	2.3	4.0	1.1
				Tolerance	±0.2	±0.2	±0.1	Maximum

## Reel Specifications - Millimeters



EIA Size Code		Dimensions - Millimeters							
		A	B	C	D	E	R	t	W
0402	Nominal	∅178.0	∅60.0	∅13.0	∅21.0	2.0	1.0	2.5	10.0
0630	Tolerance	±2.0	Minimum	±0.2	±0.8	±0.5		Maximum	±1.5
0805									

## Recommended Reflow Soldering Profile





## Handling Precautions

Ferrite chip beads should be stored in normal working environments. While these beads themselves are quite robust in other environments, exposure to high temperatures, high humidity, corrosive atmospheres, and long-term storage degrades solderability.

KEMET recommends that maximum storage temperature not exceed 40°C and maximum storage humidity not exceed 70% relative humidity. Atmospheres should be free of chlorine-bearing and sulfur-bearing compounds. Temperature fluctuations should be minimized to avoid condensation on the parts.

For optimized solderability, ferrite chip beads stock should be used promptly, preferably within six months of receipt.”

## KEMET Electronics Corporation Sales Offices

For a complete list of our global sales offices, please visit [www.kemet.com/sales](http://www.kemet.com/sales).

---

## Disclaimer

All product specifications, statements, information and data (collectively, the "Information") in this datasheet are subject to change. The customer is responsible for checking and verifying the extent to which the Information contained in this publication is applicable to an order at the time the order is placed. All Information given herein is believed to be accurate and reliable, but it is presented without guarantee, warranty, or responsibility of any kind, expressed or implied.

Statements of suitability for certain applications are based on KEMET Electronics Corporation's ("KEMET") knowledge of typical operating conditions for such applications, but are not intended to constitute – and KEMET specifically disclaims – any warranty concerning suitability for a specific customer application or use. The Information is intended for use only by customers who have the requisite experience and capability to determine the correct products for their application. Any technical advice inferred from this Information or otherwise provided by KEMET with reference to the use of KEMET's products is given gratis, and KEMET assumes no obligation or liability for the advice given or results obtained.

Although KEMET designs and manufactures its products to the most stringent quality and safety standards, given the current state of the art, isolated component failures may still occur. Accordingly, customer applications which require a high degree of reliability or safety should employ suitable designs or other safeguards (such as installation of protective circuitry or redundancies) in order to ensure that the failure of an electrical component does not result in a risk of personal injury or property damage.

Although all product-related warnings, cautions and notes must be observed, the customer should not assume that all safety measures are indicated or that other measures may not be required.

When providing KEMET products and technologies contained herein to other countries, the customer must abide by the procedures and provisions stipulated in all applicable export laws and regulations, including without limitation the International Traffic in Arms Regulations (ITAR), the US Export Administration Regulations (EAR) and the Japan Foreign Exchange and Foreign Trade Act.

*KEMET is a registered trademark of KEMET Electronics Corporation.*