

JK

LED A19 Bulbs



JK

Beyond LED JK A19 bulbs for everyday fixtures, are an ideal fit for the ordinary yet vital fixtures of your home & office, such as lamps and ceiling fans. Engineered to be shatter resistant and long-lasting, our LED bulbs save you money by drastically reducing your replacement and electrical costs.

- Specially designed for enclosed fixtures
- Rated for safe use in damp locations like bathrooms and kitchens
- Energy efficient replacement for conventional 60-100W watt bulbs
- Estimated life of 15,000 hrs
- No lead or mercury means easy and environmentally safe disposal
- Dimmable and Non Dimmable versions
- Input Voltage 120Vac 60Hz

JK LED A19 Bulbs

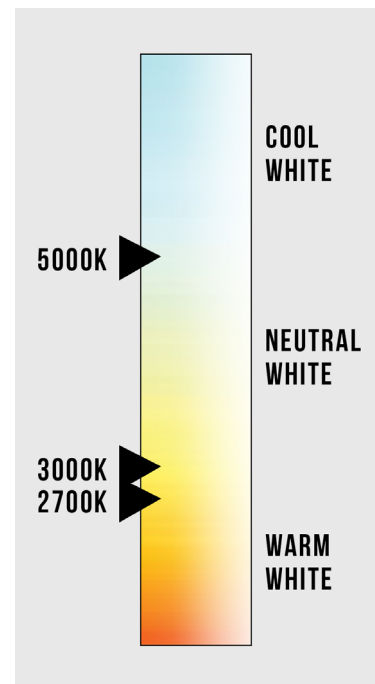
JK

SKU #	Model #	Watts	Lumens	CCT	Base	Dimmable	Certifications
151312	BLT-L10-A11924U-9W-5000K	9W	750Lm	5000K	E26	NO	UL
151313	BLT-L10-A11924U-9W-3000K	9W	750Lm	3000K	E26	NO	UL
151314	BLT-L11-A19DF-9W-5000K	9W	800Lm	5000K	E26	YES	UL & ES
151315	BLT-L11-A19DF-9W-3000K	9W	800Lm	3000K	E26	YES	UL & ES
151316	BLT-L11-A19DF-11W-5000K	11W	1100Lm	5000K	E26	YES	UL & ES
151317	BLT-L11-A19DF-11W-2700K	11W	1100Lm	2700K	E26	YES	UL & ES
151318	BLT-L11-A19DF-14W-5000K	14W	1600Lm	5000K	E26	YES	UL & ES
151095	BLT-A 19DF-15W-30K	15W	1600Lm	3000K	E26	YES	UL & ES

Specifications

CRI	>80
BEAM ANGLE	220°
LIFESPAN	15,000 hours
COLOR TEMPERATURE	2700K / 3000K / 5000K

CORRELATED COLOR TEMPERATURE (CCT)



Others

OPERATING TEMPERATURE	APPLICATION	BASE
-4°F TO 104°F	Indoor	E26

Warranty & Qualification

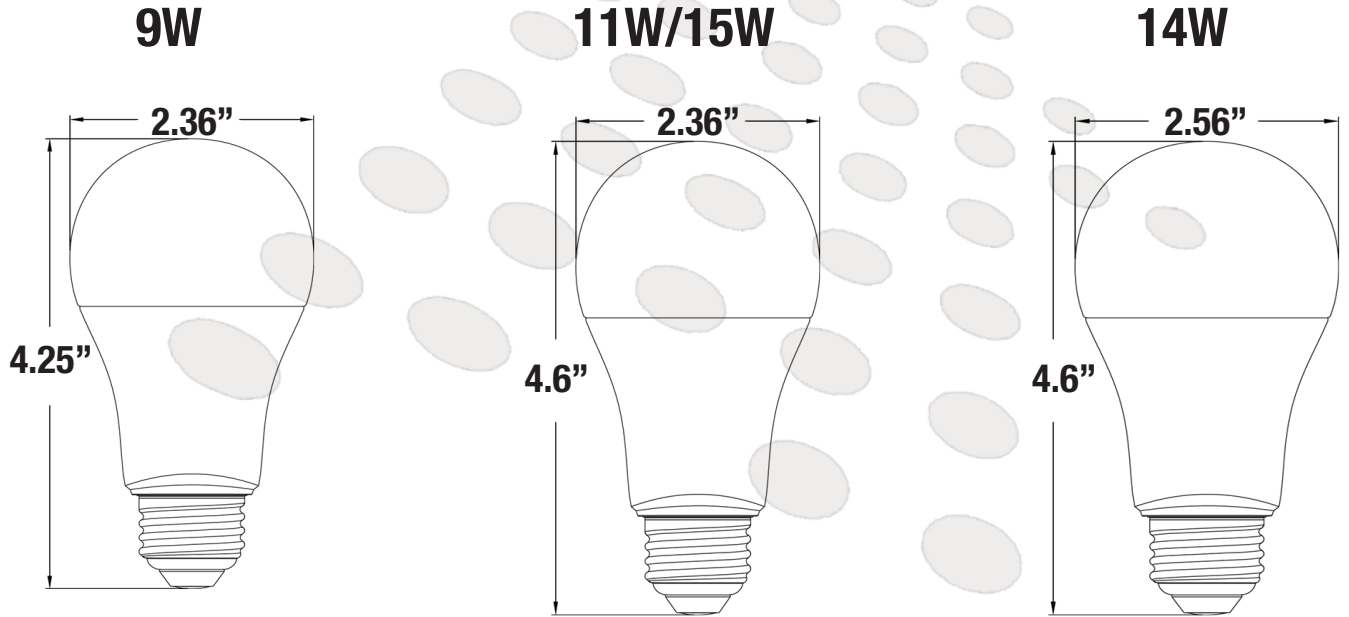
WARRANTY	UL LISTED
2 Year Limited	Yes

(866) 786-1117 • www.BeyondLEDTechnology.com

Due to continuous product improvement, information in this document is subject to change.

JK LED A19 Bulbs

Dimensions





E26 Base



JK LED A19 Bulbs

Packing

SKU #	Model #	Watts	Pcs/Ctn	Dimensions	Weight
151312	BLT-L10-A11924U-9W-5000K	9W	50	32.5" X 31.7" X 26"	8.07Lbs
151313	BLT-L10-A11924U-9W-3000K	9W	50	32.5" X 31.7" X 26"	8.07Lbs
151314	BLT-L11-A19DF-9W-5000K	9W	50	32.5" X 31.7" X 26"	8.07Lbs
151315	BLT-L11-A19DF-9W-3000K	9W	50	32.5" X 31.7" X 26"	8.07Lbs
151316	BLT-L11-A19DF-11W-5000K	11W	50	32.5" X 31.7" X 28"	13.09 Lbs
151317	BLT-L11-A19DF-11W-2700K	11W	50	32" X 31.7" X 28"	13.09 Lbs
151318	BLT-L11-A19DF-14W-5000K	14W	50	35" X 34.2" X 27.5"	11.23 Lbs
151095	BLT-A 19DF-15W-30K	15W	50	35" X 34.2" X 27.5"	11.23 Lbs



(866) 786-1117 • www.BeyondLEDTechnology.com

Due to continuous product improvement, information in this document is subject to change.

JK LED A19 Bulbs

Distribution Diagram

SKU #151314

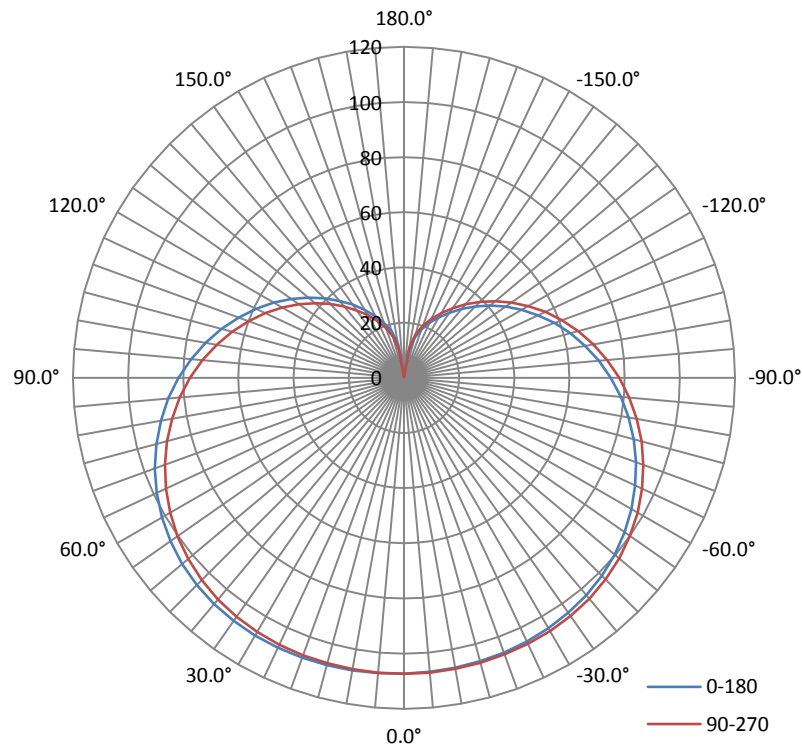
Electrical Measurement

Input Voltage (V)	Frequency (Hz)	Input Current (A)	Power (W)	Power Factor
120.1	60	0.0923	8.750	0.7892

Photometric Measurement

Luminous Flux (lm)	Efficacy (lm/W)	I _{max} (cd)	S/MH (C0/180)	S/MH (C90/270)
918.073	104.92	108	1.49	1.51

Luminous Intensity Distribution



	C0/180	C45/225	C90/270	C135/315	AVG.
Beam Angle (50% I _{max}):	235.1	234.8	235.0	235.4	235.1
Field Angle (10% I _{max}):	340.0	340.4	339.7	340.4	340.1

JK LED A19 Bulbs

Distribution Diagram

SKU #151315

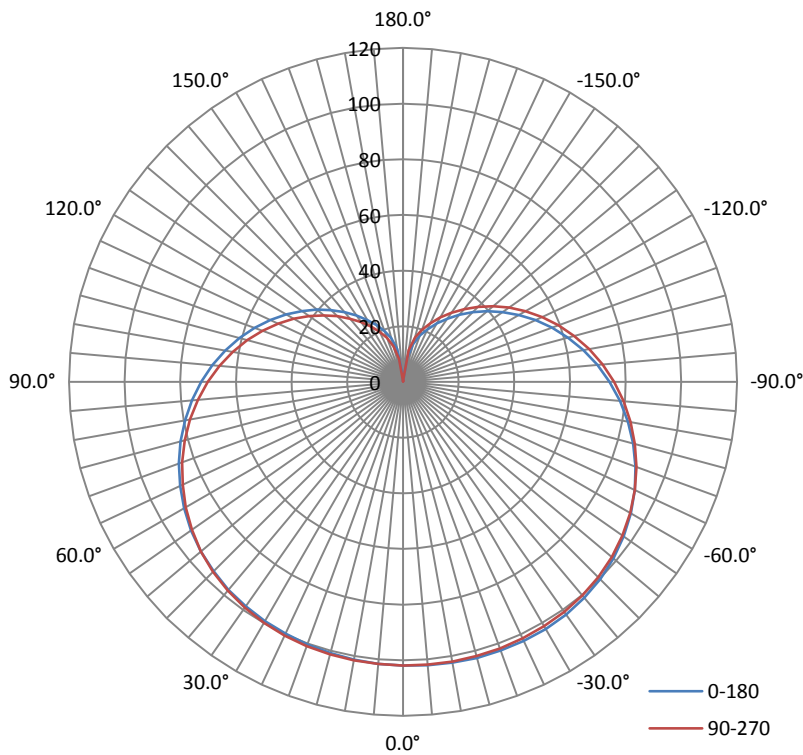
Electrical Measurement

Input Voltage (V)	Frequency (Hz)	Input Current (A)	Power (W)	Power Factor
120.1	60	0.0884	8.410	0.7919

Photometric Measurement

Luminous Flux (lm)	Efficacy (lm/W)	I _{max} (cd)	S/MH (C0/180)	S/MH (C90/270)
863.276	102.65	102.9	1.53	1.52

Luminous Intensity Distribution



	C0/180	C45/225	C90/270	C135/315	AVG.
Beam Angle (50% I _{max}):	232.8	232.6	232.9	233.1	232.9
Field Angle (10% I _{max}):	340.0	339.8	339.3	340.1	339.8

JK LED A19 Bulbs

Distribution Diagram

SKU #151316

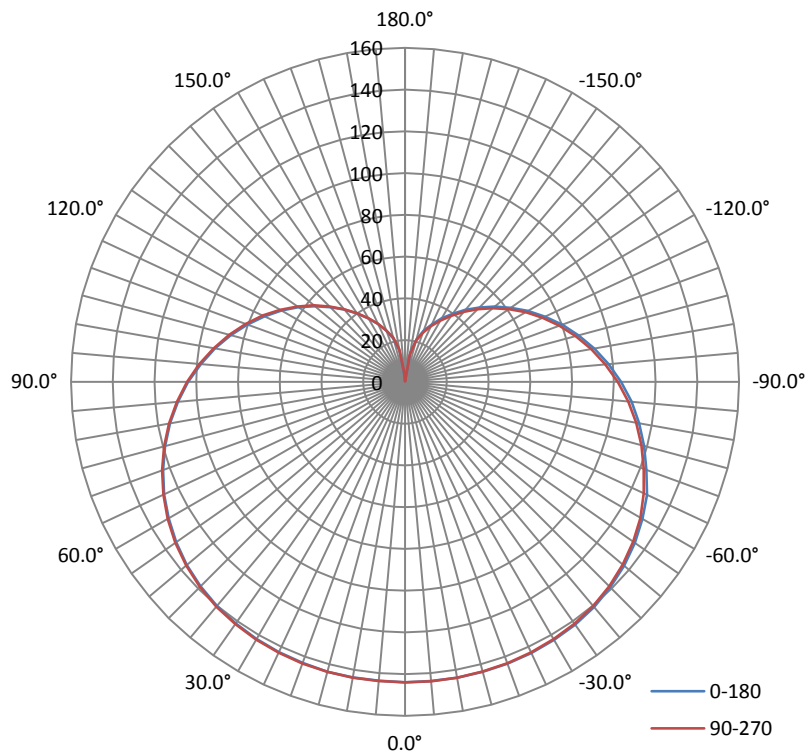
Electrical Measurement

Input Voltage (V)	Frequency (Hz)	Input Current (A)	Power (W)	Power Factor
120.0	60	0.1078	10.62	0.8215

Photometric Measurement

Luminous Flux (lm)	Efficacy (lm/W)	I _{max} (cd)	S/MH (C0/180)	S/MH (C90/270)
1219.62	114.80	144	1.51	1.51

Luminous Intensity Distribution



	C0/180	C45/225	C90/270	C135/315	AVG.
Beam Angle (50% I _{max}):	233.6	233.5	233.3	233.1	233.4
Field Angle (10% I _{max}):	340.4	340.6	340.4	339.6	340.3

JK LED A19 Bulbs

Distribution Diagram

SKU #151317

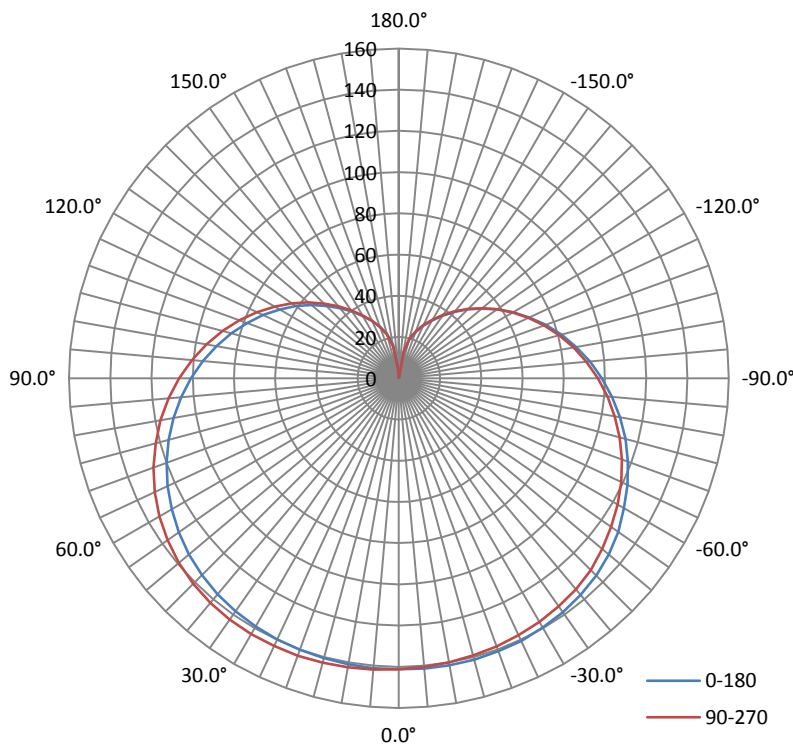
Electrical Measurement

Input Voltage (V)	Frequency (Hz)	Input Current (A)	Power (W)	Power Factor
120.1	60	0.1083	10.69	0.8216

Photometric Measurement

Luminous Flux (lm)	Efficacy (lm/W)	I _{max} (cd)	S/MH (C0/180)	S/MH (C90/270)
1189.44	111.31	143.4	1.51	1.47

Luminous Intensity Distribution



	C0/180	C45/225	C90/270	C135/315	AVG.
Beam Angle (50% I _{max}):	230.8	230.9	231.2	231.2	231.0
Field Angle (10% I _{max}):	340.3	340.4	340.4	339.8	340.2

JK LED A19 Bulbs

Distribution Diagram

SKU #151318

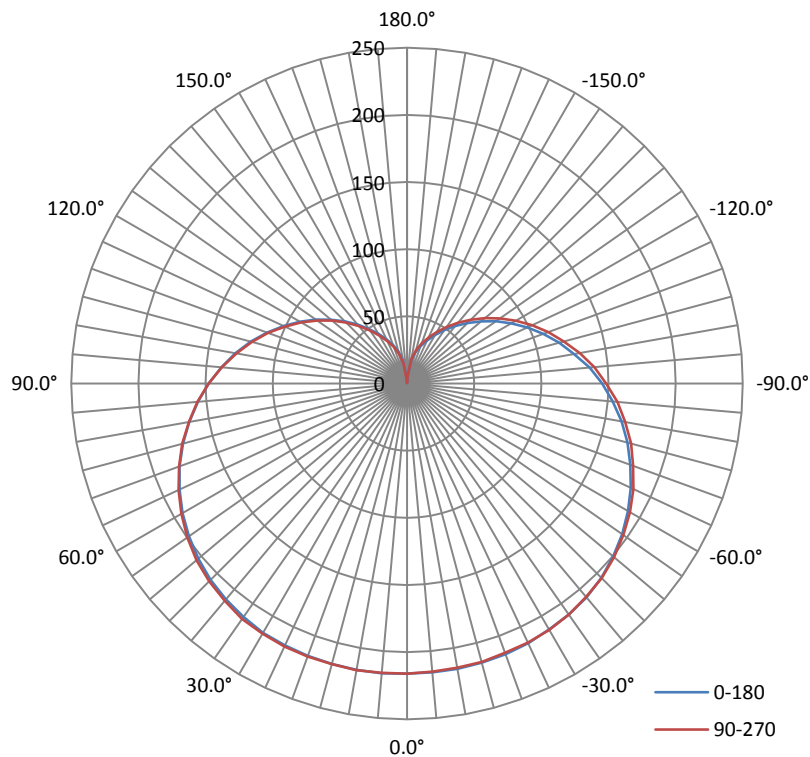
Electrical Measurement

Input Voltage (V)	Frequency (Hz)	Input Current (A)	Power (W)	Power Factor
120.0	60	0.1119	12.99	0.9674

Photometric Measurement

Luminous Flux (lm)	Efficacy (lm/W)	I _{max} (cd)	S/MH (C0/180)	S/MH (C90/270)
1743.97	134.25	217.2	1.49	1.49

Luminous Intensity Distribution



	C0/180	C45/225	C90/270	C135/315	AVG.
Beam Angle (50% I _{max}):	221.1	222.7	222.6	221.1	221.9
Field Angle (10% I _{max}):	334.0	333.1	333.9	333.4	333.6

JK LED A19 Bulbs



LED A19 BULBS

(866) 786-1117 • www.BeyondLEDTechnology.com

Due to continuous product improvement, information in this document is subject to change.

