

High-power stud terminal, Stud connection, Mounting type: Mounting rail TS 35/7.5, Rated cross-section: 35 mm², Width: 16 mm, Colour: Beige

Business data

Article number	17001.2
Article name	HSK 35/M6 B BG
GTIN (EAN)	4044211131463
Packaging unit	10
Quantity unit	PC
Weight per piece (not including packaging)	25.3 g
Weight per piece (including packaging)	31.23 g
Unit of weight	G
Customs number	85369010
Country of origin	DE
Product description	High-power stud terminal
Colour	Beige

Technical data

Dimensions

Length	67 mm
Length with TW/ADH	67 mm
Width	16 mm
Height TS 35/7.5	55.5 mm
Height TS 35/7.5 with TW/ADH	58 mm

Ratings

Rated voltage	1000 V
Rated current	125 A
Rated cross-section	35 mm ²
Rated impulse voltage	8 kV
Overvoltage category	III
Contamination degree	3
Maximum power dissipation for nominal condition	4 W

Connection data

Connection principle	Stud connection
Connection position	Top
Connections	1
Number of terminals per level	1
Number of levels	1
Wire cross-section AWG, min.	14
Wire cross-section AWG, max.	2
Bolt head	Hexagon
Bolt thread	M 6
Tightening torque, min.	3 Nm
Tightening torque, max.	6 Nm
Contact wire range	? 35 mm ²

Materials

Insulation housing	Polyamide 6.6
Flammability class UL 94	V-0
Working temperature, min.	-40 °C
Working temperature, max.	120 °C

Technical data

Further technical data

Mounting type	Mounting rail TS 35/7,5
Number of cross-connection channels	1
DIN 46234 / 1 cable lug per side, min.	2.5 mm ²
DIN 46234 / 1 cable lug per side, max.	35 mm ²
DIN 46234 / 2 cable lugs per side, min.	2.5 mm ²
DIN 46234 / 2 cable lugs per side, max.	35 mm ²
DIN 46235: 1 cable lug per side, max.	35 mm ²
DIN 46235: 1 cable lug per side, min.	6 mm ²
DIN 46235: 2 cable lugs per side, min.	6 mm ²
DIN 46235: 2 cable lugs per side, max.	35 mm ²

Environmental Product Compliance

REACH Conform	yes
REACH Reference date	2023-01-17
REACH Candidate Substance Note	No
RoHS Conform	yes

Approvals

Standards and regulations

EAC approval	TR ZU 004/2011
--------------	----------------

EAC approval granted	yes
----------------------	-----

CSA approval

CSA approval	C22.2 No 158
--------------	--------------

CSA approval granted	yes
----------------------	-----

CSA Usegroup C: rated voltage	1000 V
-------------------------------	--------

CSA Usegroup C: rated current	115 A
-------------------------------	-------

CSA Usegroup D: rated voltage	1000 V
-------------------------------	--------

CSA Usegroup D: rated current	115 A
-------------------------------	-------

CSA wire cross-section AWG, max.	4
----------------------------------	---

CSA torque, max.	12.4 Nm
------------------	---------

CSAus approval

CSAus approval	UL 1059
----------------	---------

CSAus approval granted	yes
------------------------	-----

CSAus Usegroup C: rated voltage	1000 V
---------------------------------	--------

CSAus Usegroup C: rated current	115 A
---------------------------------	-------

CSAus Usegroup D: rated voltage	1000 V
---------------------------------	--------

CSAus Usegroup D: rated current	115 A
---------------------------------	-------

CSAus wire cross-section AWG, max.	4
------------------------------------	---

CSAus torque, max.	12.4 Nm
--------------------	---------

cUL Recognized

cUL approval	C22.2 No 158
--------------	--------------

cUL Usegroup E: rated voltage	1000 V
-------------------------------	--------

cUL Usegroup E: rated current	115 A
-------------------------------	-------

cUL wire cross-section AWG, max.	2
----------------------------------	---

cUL torque, max.	12.4 Nm
------------------	---------

cUL wire material	Cu
-------------------	----

cUL Recognized	1
----------------	---

Approvals

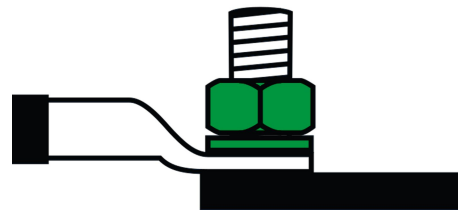

KEMA KEUR approval

KEMA KEUR approval	EN 60947-7-1:2009
KEMA KEUR approval granted	yes
KEMA rated voltage	1000 V
KEMA rated current	125 A
KEMA rated impulse voltage	8 kV
KEMA wire cross-section (DIN 46234), min.	2.5 mm ²
KEMA wire cross-section (DIN 46234), max.	35 mm ²
KEMA wire cross-section (DIN 46235), min.	6 mm ²
KEMA wire cross-section (DIN 46235), max.	35 mm ²

UL Recognized

UL approval	UL 1059
UL Usegroup E: rated voltage	1000 V
UL Usegroup E: rated current	115 A
UL wire cross-section AWG, max.	2
UL torque, max.	109.7 Lb In.
UL wire material	Cu
UL factory wiring	1
UL field wiring	1
UL Recognized	1

Media



Accessories


Protective hood



Cover profile, Length: 70 mm, Width: 16 mm, Colour: Yellow

Article number	Article name	GTIN (EAN)	Packaging unit
<u>17020.8</u>	AD 35 YE	4044211131654	20 ST

End stop



End stop, Mounting type: Mounting rail TS 35/7.5, Width: 9.5 mm, Colour: Beige

Article number	Article name	GTIN (EAN)	Packaging unit
<u>2828.0</u>	ES 35/K/ST BG	4044211055547	50

Cross-connector

Cross-connector, No. of poles: 2, Mounting type: Can be screwed on, Width: 32 mm, Rated cross-section: 35 mm², Colour: natural

Article number	Article name	GTIN (EAN)	Packaging unit
<u>17010.0</u>	QS 2/35	4044211131555	10 ST



Cross-connector, No. of poles: 2, Mounting type: Can be screwed on, Width: 37 mm, Rated cross-section: 35 mm², Colour: natural

Article number	Article name	GTIN (EAN)	Packaging unit
<u>17028.2</u>	QS 2 HSK 35/M6 - M8	4044211139735	1 ST



Cross-connector, No. of poles: 3, Mounting type: Can be screwed on, Width: 82 mm, Rated cross-section: 35 mm², Colour: natural

Article number	Article name	GTIN (EAN)	Packaging unit
<u>17029.2</u>	QS 3 HSK 35/M6 - M10/2	4044211139742	1 ST

17001.2 HSK 35/M6 B BG


Cross-connector



Cross-connector, No. of poles: 3, Mounting type: Can be screwed on, Width: 50 mm, Rated cross-section: 35 mm², Colour: natural

Article number	Article name	GTIN (EAN)	Packaging unit
<u>17011.0</u>	QS 3/35	4044211131562	10 ST

Quick marking



Terminal marker / Pocket Maxicard, Length: 5 mm, Width: 6 mm, Colour: White

Article number	Article name	GTIN (EAN)	Packaging unit
<u>4702.7</u>	PMC SB 6/50 WH	4044211089986	500 ST

Partition plate



Partition plate, Width: 2 mm, Colour: Beige

Article number	Article name	GTIN (EAN)	Packaging unit
<u>17018.2</u>	TW 16-120 BG	4044211131630	20 ST