



**ANATECH ELECTRONICS INC**  
RF & Microwave Filters & Products

# 2412 MHz WiFi Cavity Bandpass Filter for outdoor

**Part Number: WiFi2412-10**



## Electrical specifications

**Center Frequency:** 2412 MHz  
**1dB Bandwidth:** 22 MHz  
**Insertion loss:** 3 dB max (2 dB typ)  
**Return loss:** 15 dB min (18 dB typ)  
**Ripple:** 1.2 dB max  
**Rejection 1:** 30 dB min@Fo+/- 20 MHz  
**Rejection 2:** 60 dB min@Fo+/-25 MHz  
**Rejection 3:** 90 dBc min@2\*Fo+/-22 MHz  
**Power Handling:** 50 Watts

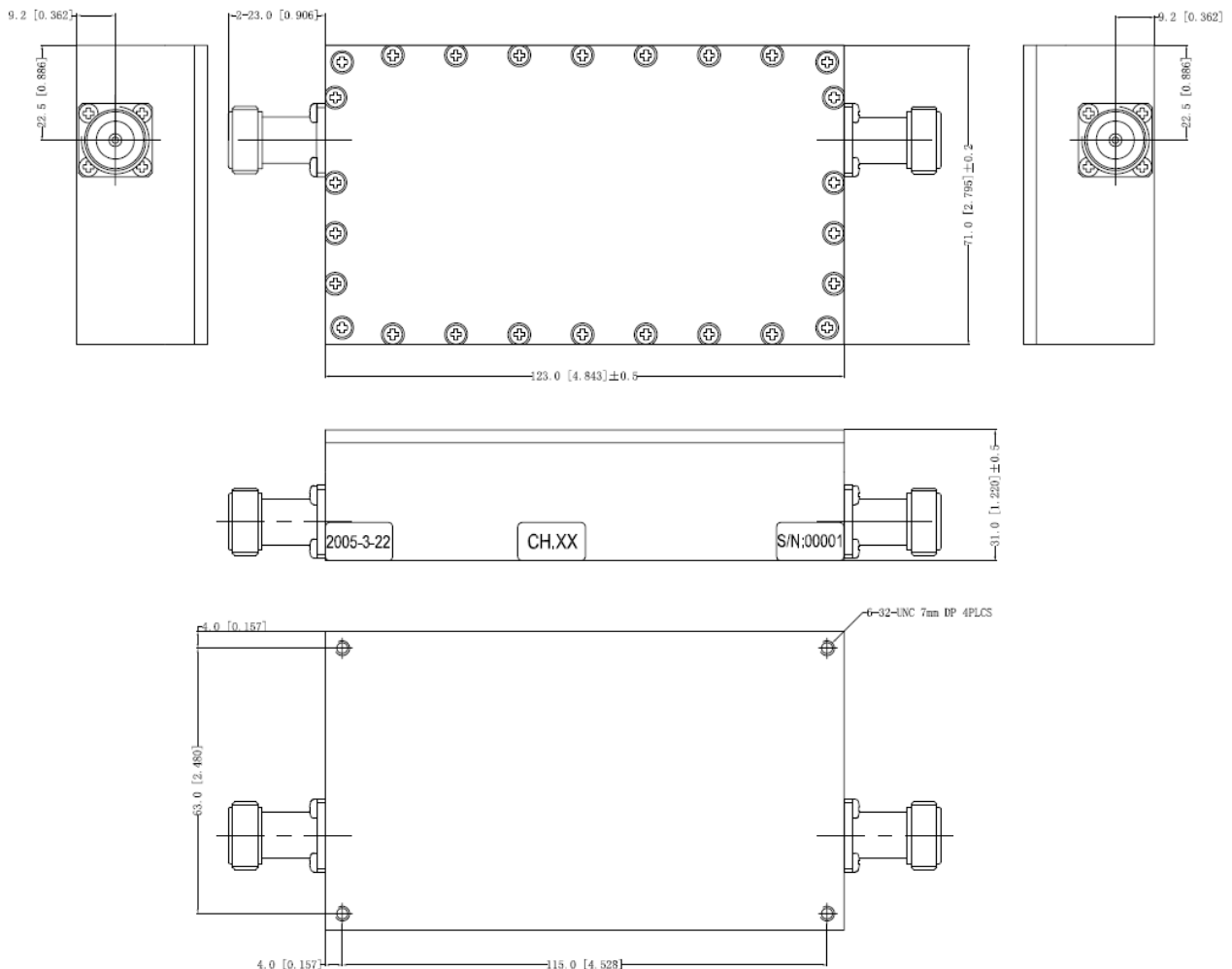
## Mechanical

**Mounting Method:** Threaded Mounting Holes  
**Connector Type:** N-Type Female  
**Dimensions:** 4.83" x 2.79" x 1.22" in

## Environmental

**Operating Temperature:** -40 to +85 deg.C  
**Storage Temperature:** -55 to +95 deg.C  
**Shock:** 20 G. 11ms  
**Vibration:** 20 G. 5 to 200 MHz

## Outline Drawing:





**ANATECH ELECTRONICS INC**  
RF & Microwave Filters & Products

# 2412 MHz WiFi Cavity Bandpass Filter for outdoor

Part Number: WiFi2412-10



## Response Plot:

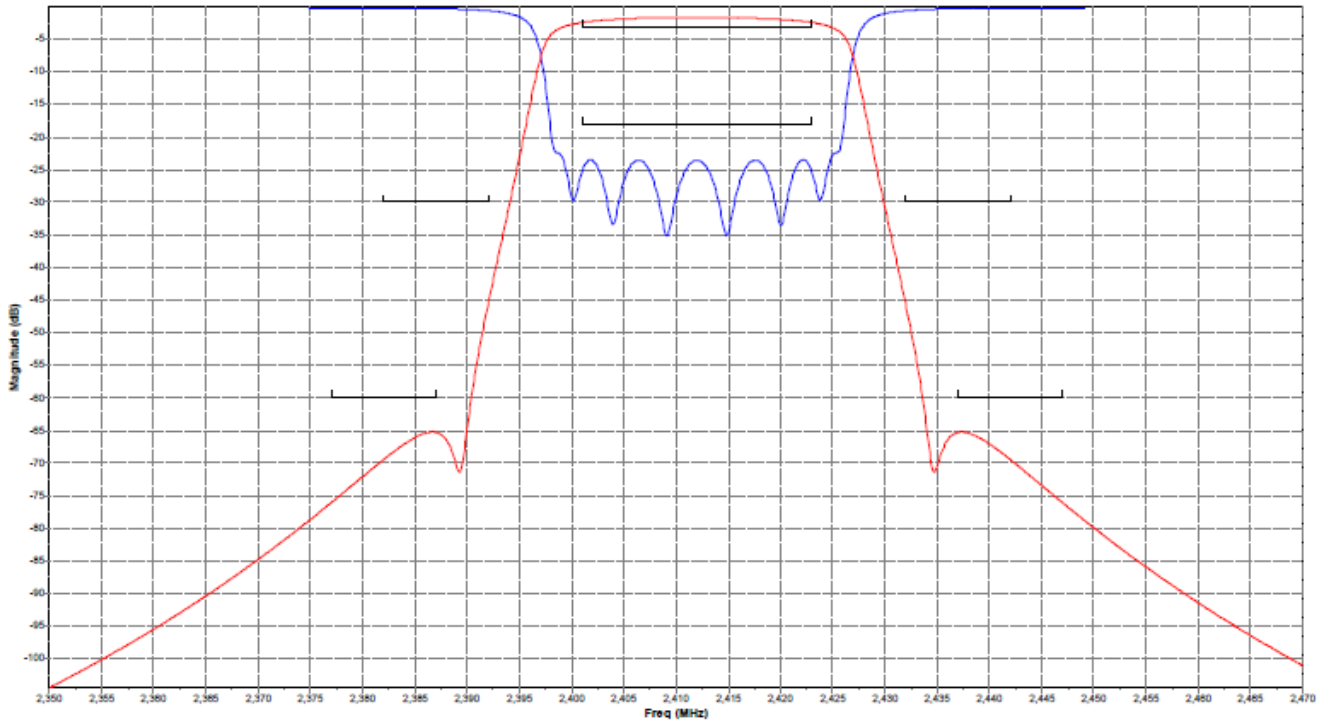


Fig.1 Return Loss and Rejection

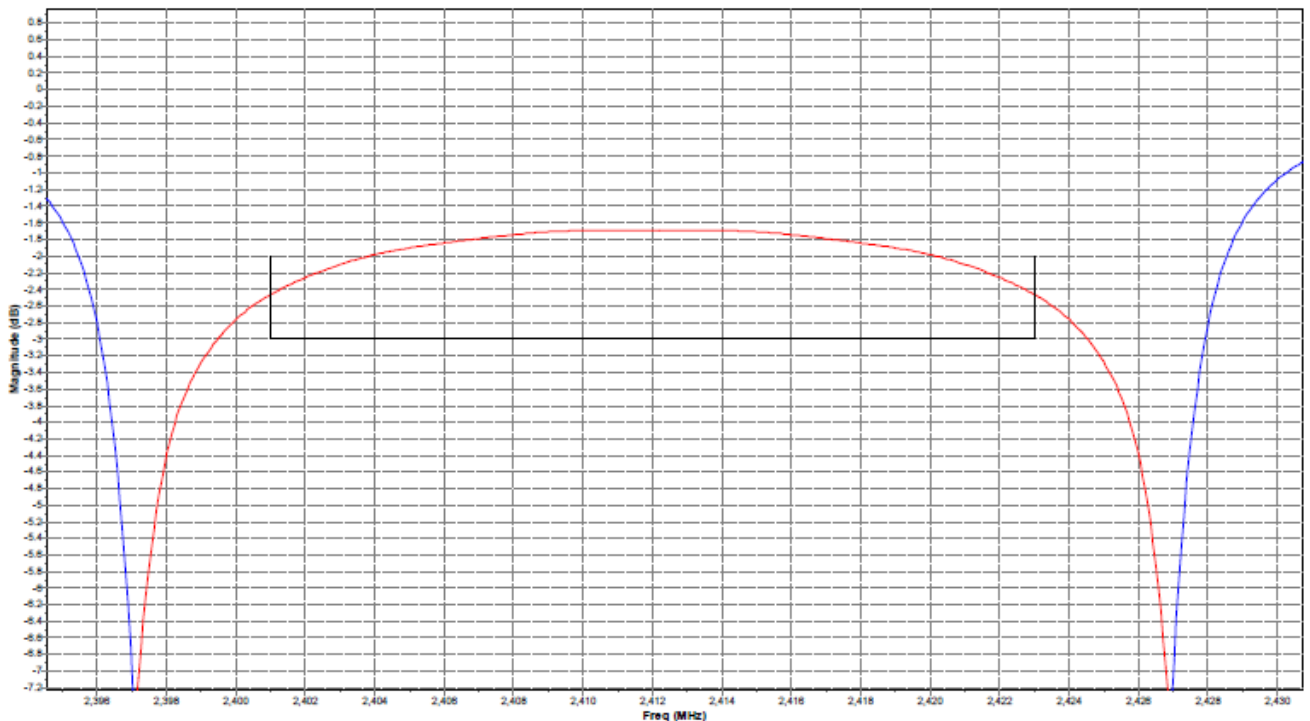


Fig.2 Insertion Loss and Ripple