

High Pass Filter

VHF-2700A+

50Ω 2900 to 8700 MHz

Maximum Ratings

Operating Temperature	-55°C to 100°C
Storage Temperature	-55°C to 100°C
RF Power Input*	7W max. at 25°C

*Passband rating, derate linearly to 3W at 100°C ambient. Permanent damage may occur if any of these limits are exceeded.

Features

- Rugged uni-body construction, small size
- 5 sections
- Temperature stable
- Excellent power handling, 7W
- Low cost

Application

- Sub-harmonic rejection and DC blocking
- Transmitters/Receivers
- Lab use



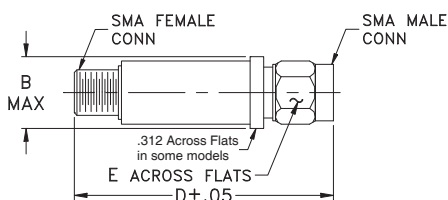
CASE STYLE: FF704

Connectors	Model
SMA	VHF-2700A+

+RoHS Compliant

The +Suffix identifies RoHS Compliance. See our web site for RoHS Compliance methodologies and qualifications

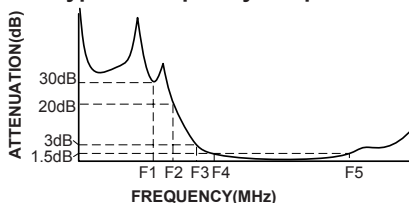
Outline Drawing



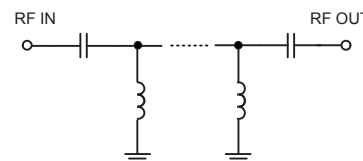
High Pass Filter Electrical Specifications (T_{AMB} = 25°C)

STOPBAND (MHz)		fco, MHz	PASSBAND (MHz)		VSWR		NO. OF SECTIONS
(Loss>30dB)	(Loss>20dB)	Nom.	(Loss<1.5dB)	(Loss<2dB)	Typ.	Frequency (MHz)	
Typ. DC-F1	Min. DC-F2	Typ. F3	Max. F4-F5	Max.	Stopband	Frequency	
DC-2270	DC-2150	2700	3070-8500	2900-8700	20:1	3400-9000	5

Typical Frequency Response



Electrical schematic

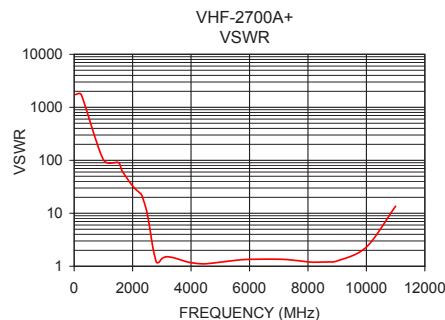
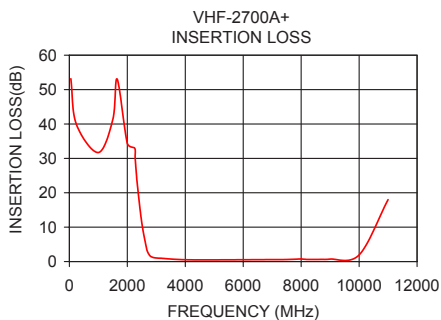


Outline Dimensions (inch/mm)

B	D	E	wt.
.410	1.43	.312	grams
10.41	36.32	7.92	10

Typical Performance Data at 25°C

Frequency (MHz)	Insertion Loss (dB)	VSWR (:1)
50	53.16	1737.18
240	39.93	1737.18
1000	31.71	102.19
1650	53.03	62.05
2150	40.11	27.59
2270	30.26	23.81
2700	2.84	2.17
3000	1.04	1.39
3070	1.01	1.47
3400	0.80	1.45
6000	0.53	1.35
8500	0.62	1.20
8700	0.63	1.21
9000	0.71	1.26
10000	1.94	2.31
11000	18.01	13.60



Notes

- Performance and quality attributes and conditions not expressly stated in this specification document are intended to be excluded and do not form a part of this specification document.
- Electrical specifications and performance data contained in this specification document are based on Mini-Circuit's applicable established test performance criteria and measurement instructions.
- The parts covered by this specification document are subject to Mini-Circuits standard limited warranty and terms and conditions (collectively, "Standard Terms"); Purchasers of this part are entitled to the rights and benefits contained therein. For a full statement of the Standard Terms and the exclusive rights and remedies thereunder, please visit Mini-Circuits' website at www.minicircuits.com/MCLStore/terms.jsp

