



American Opto Plus LED Corp.
0.28" SMD Type LED Display
SMA281LE G/W
SMC281LE G/W

● **FEATURES**

- 0.28 inch (7.0 mm) Digit Height.
- SMD type.
- Low current operation.
- Gray face, White segment.
- RoHS compliant, Pb Free.

● **DESCRIPTION**

The SMA281LE G/W & SMC281LE G/W are 0.28 inch (7.0mm) height
Single 7-segment displays.

This device utilizes Super Bright Red LED chip which are made from AlGaInP
On a transparent GaAs, substrate.

The display has Gray face, White segment.

● **DEVICE**

| PART NO | DESCRIPTION |
|--------------|----------------|
| SMA281LE G/W | Common Anode |
| SMC281LE G/W | Common Cathode |

RoHS Compliance



Pb free.





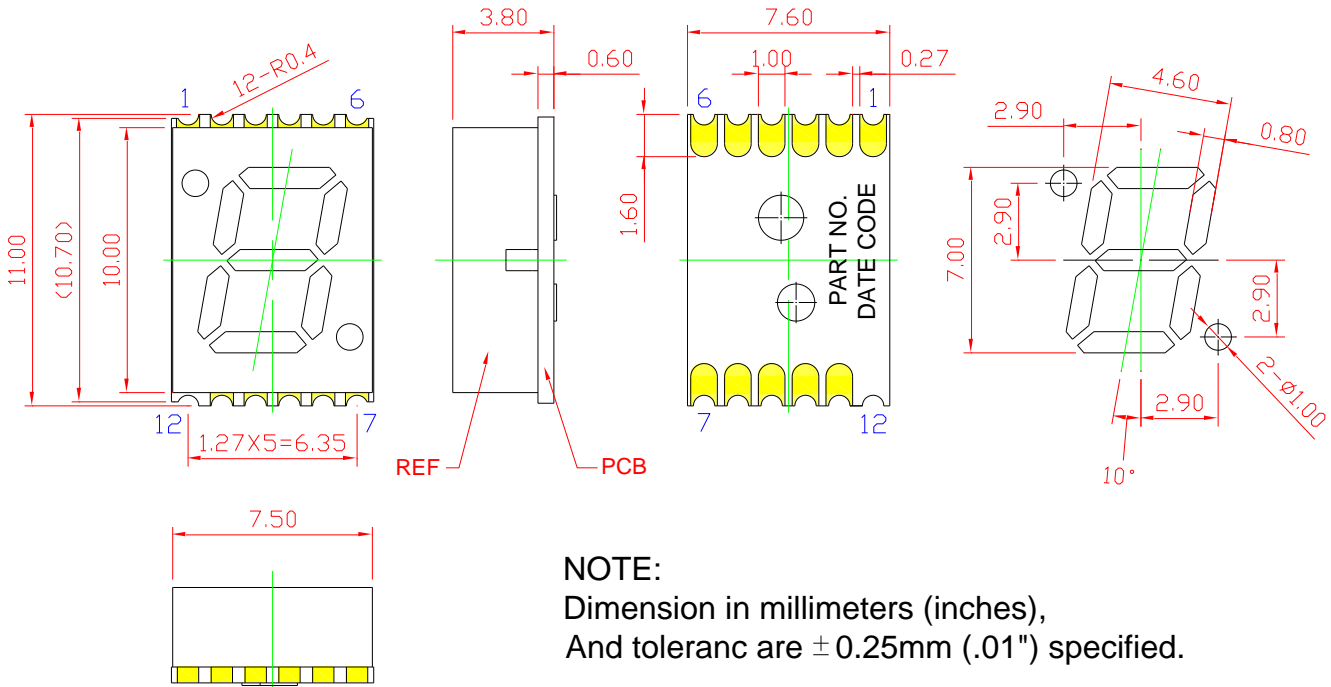
American Opto Plus LED Corp.

0.28" SMD Type LED Display

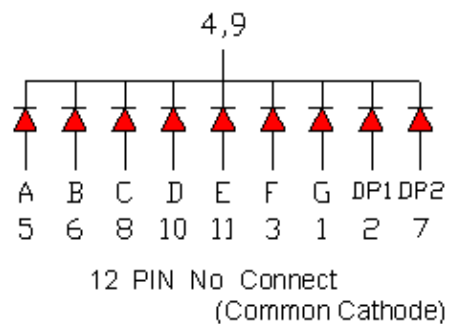
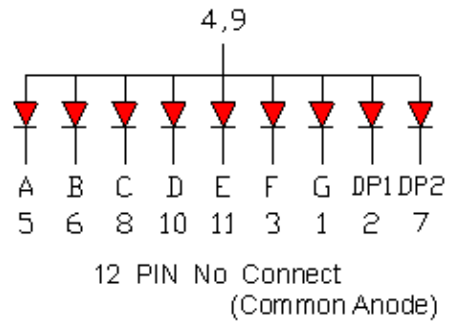
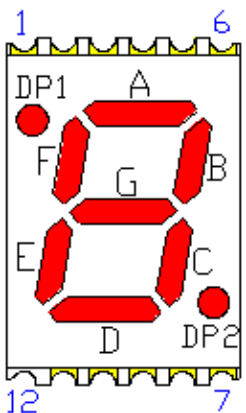
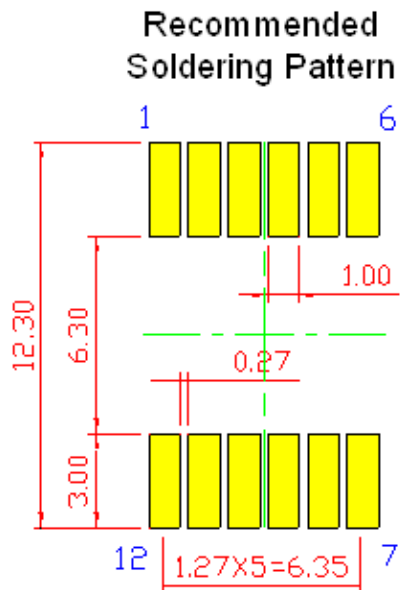
SMA281LE G/W

SMC281LE G/W

MECHANICAL DIMENSIONS



TYPICAL INTERNAL EQUIVALENT CIRCUIT





American Opto Plus LED Corp.
0.28" SMD Type LED Display
SMA281LE G/W
SMC281LE G/W

● **LE: SUPER BRIGHT RED (AlGaInP/GaAs)**

ABSOLUTE MAXIMUM RATING AT $T_a=25^{\circ}\text{C}$

| Parameter | Symbol | Maximum Rating | Unit |
|--|-----------|----------------|-------------------------|
| Power dissipation | P_{AD} | 70 | mW |
| Derating liner from 25°C | - | 0.28 | mA / $^{\circ}\text{C}$ |
| Continuous forward current | I_{AF} | 25 | mA |
| Peak current (duty cycle 1/10, 1kHz) | I_{PF} | 90 | mA |
| Reverse voltage | V_R | 5 | V |
| Operating temperature | T_{OPR} | -40 to +105 | $^{\circ}\text{C}$ |
| Storage temperature | T_{STG} | -40 to +105 | $^{\circ}\text{C}$ |

ELECTRICAL - OPTICAL CHARACTERISTICS AT $T_a=25^{\circ}\text{C}$

| Characteristic | Symbol | Condition | Min. | Type. | Max. | Unit |
|------------------------------|-----------------|-------------------|------|-------|------|---------------|
| Forward Voltage, (Per Dice) | V_F | $I_F=20\text{mA}$ | - | 2.0 | 2.6 | V |
| Reverse Current, (Per Dice) | I_R | $V_R=5\text{V}$ | - | - | 10 | μA |
| Peak Wavelength | λ_P | $I_F=20\text{mA}$ | - | 632 | - | nm |
| Dominant Wavelength | λ_D | $I_F=20\text{mA}$ | - | 625 | - | nm |
| Luminous Intensity | I_V | $I_F=20\text{mA}$ | - | 10 | - | mcd |
| Spectral radiation bandwidth | $\Delta\lambda$ | $I_F=20\text{mA}$ | - | 20 | - | nm |



American Opto Plus LED Corp.

0.28" SMD Type LED Display

SMA281LE G/W

SMC281LE G/W

● LE: SUPER BRIGHT RED (AlGaInP/GaAs) CURVE

Typical Electro-optical Characteristic Curves
(25 °C Free Air Temperature Unless Otherwise Specified)

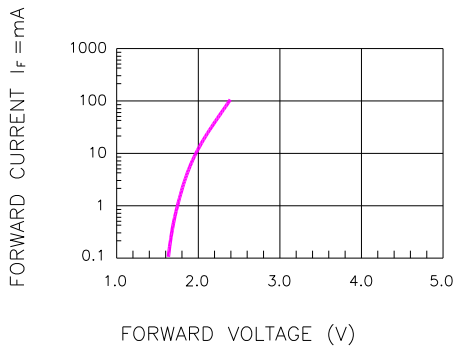


Fig.1 FORWARD CURRENT VS. FORWARD VOLTAGE

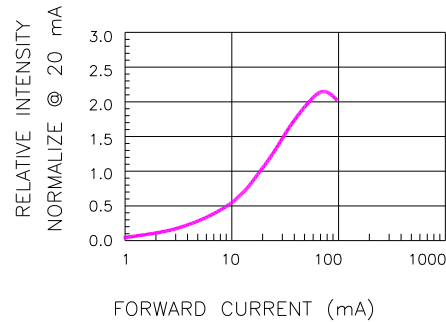


Fig.2 RELATIVE INTENSITY VS. FORWARD CURRENT

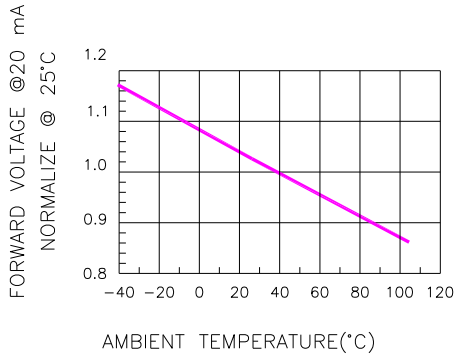


Fig.3 FORWARD VOLTAGE VS. TEMPERATURE

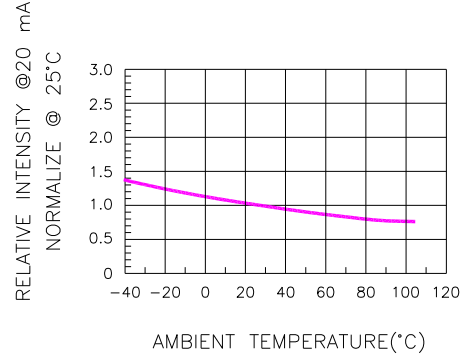


Fig.4 RELATIVE INTENSITY VS. TEMPERATURE

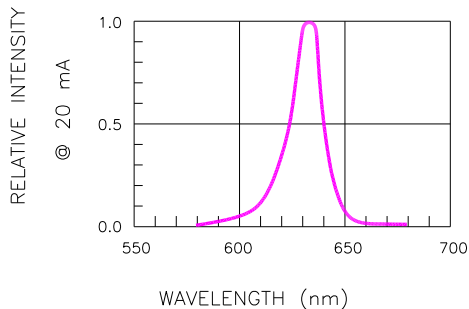


Fig.5 RELATIVE INTENSITY VS. WAVELENGTH

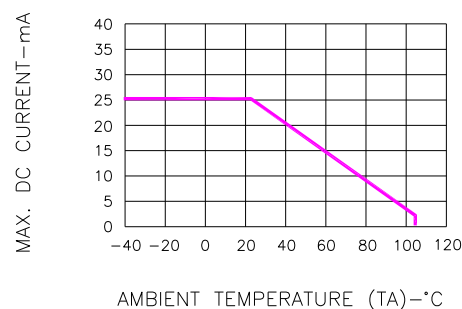


Fig.6 MAX. ALLOWABLE DC CURRENT VS. AMBIENT TEMPERATURE

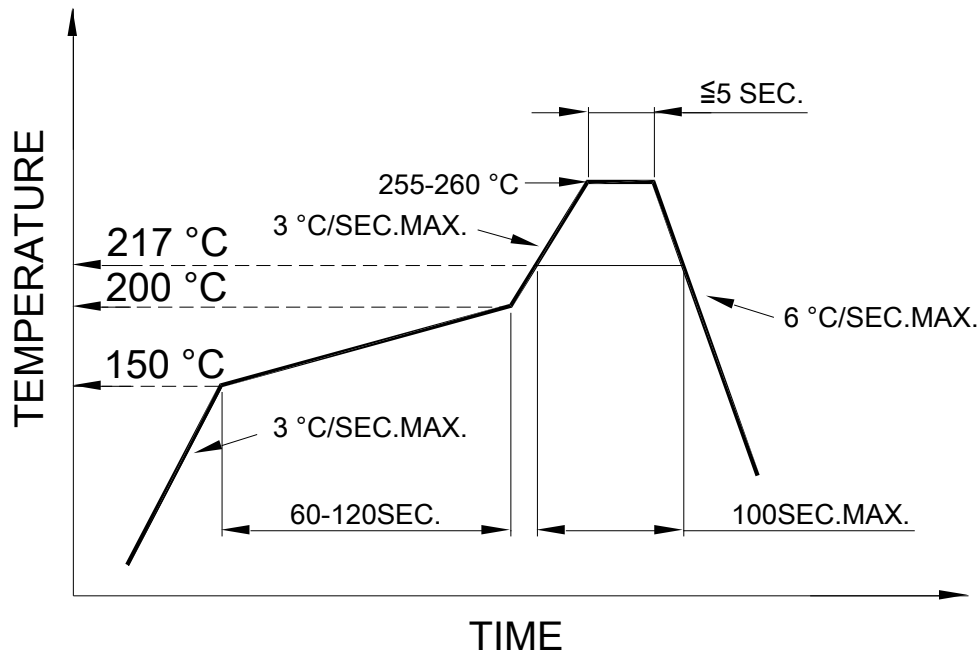


American Opto Plus LED Corp.
0.28" SMD Type LED Display
SMA281LE G/W
SMC281LE G/W

● **RECOMMEND SOLDERING PROFILE**

SMT Soldering Profile

Pb free reflow soldering Profile



● **SOLDERING IRON**

Basic specification : ≤ 4 seconds when 260°C, If temperature is higher, time should be shorter (+10°C→1 sec). Power dissipation of iron should be smaller than 15W, and temperature should be controllable. Surface temperature of the device should be under 230°C.

● **REWORK**

Customer must finish rework within ≤ 3 sec under 350°C.