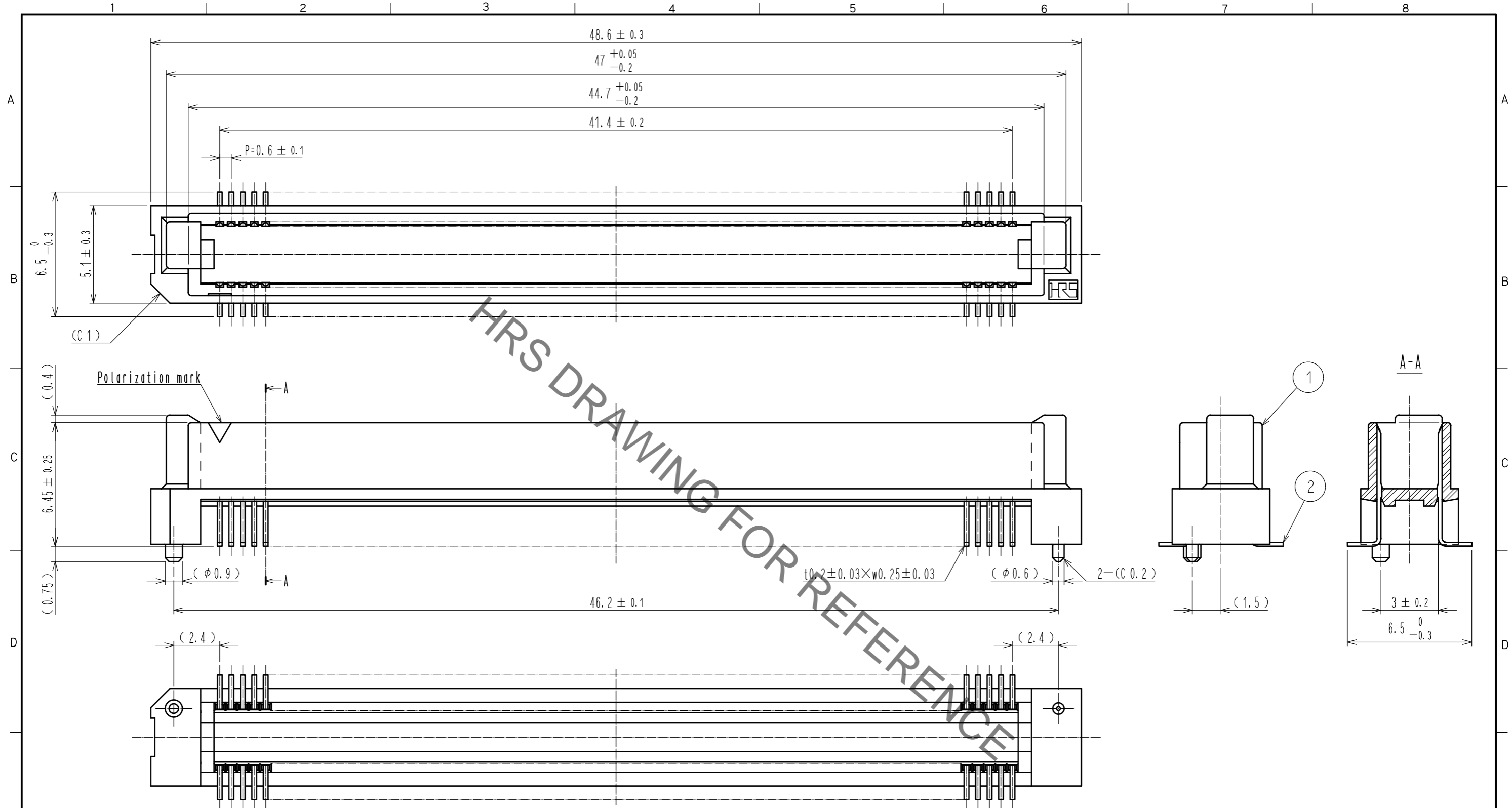


Apr.1.2023 Copyright 2023 HIROSE ELECTRIC CO., LTD. All Rights Reserved.  
In case of consideration for using Automotive equipment / device which demand high reliability, kindly contact our sales window correspondents.



- Notes
- 1 Lead CO-PLANARITY shall be 0.1mm max.
  - 2 For modification, etc., preventive hole for sink mark may be added according to circumstances.
  - 3 The dimensions in parentheses are for reference.

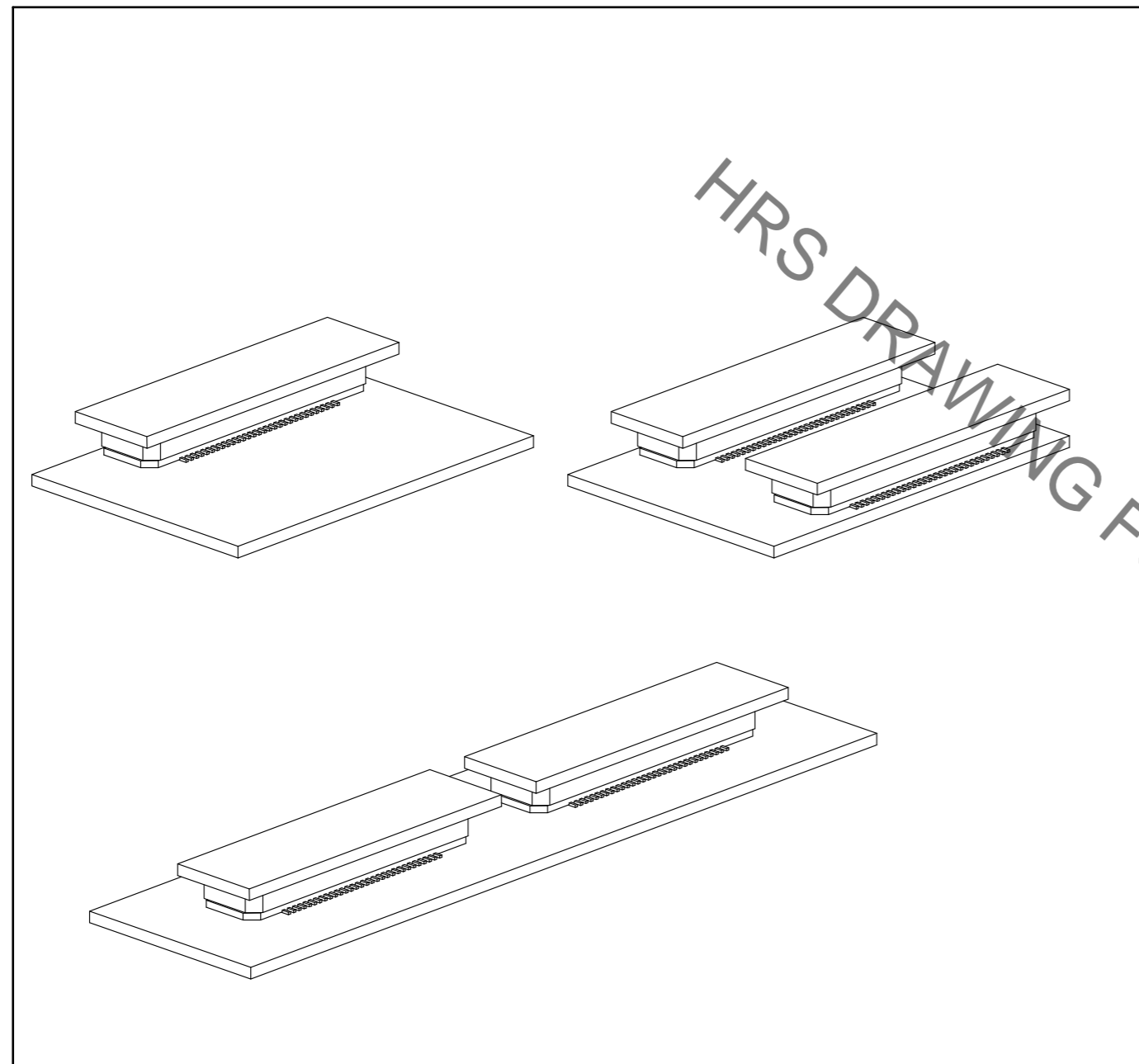
1	PPS	Light brown (UL94V-0)	2	PHOSPHOR BRONZE	Contact area : Gold 0.1 $\mu$ m min. Lead area : Tin-plating 1 $\mu$ m min. Under plating : Nickel 1 $\mu$ m min.
NO.	MATERIAL	FINISH . REMARKS	NO.	MATERIAL	FINISH . REMARKS
UNITS mm		SCALE 5 : 1	COUNT 1	DESCRIPTION OF REVISIONS DIS-F-00006415	DESIGNED KS. NAKAJIMA
<b>HRS</b> HIROSE ELECTRIC CO., LTD.		APPROVED : HS. OKAWA	20051117	DRAWING NO. EDC-150845-71-25	CHECKED HT. YAMAGUCHI
		CHECKED : HS. OZAWA	20051117	PART NO. FX8C-140P-SV2(71)	DATE 20200803
		DESIGNED : KY. NAKAMURA	20051117	CODE NO. CL578-0547-0-71	
		DRAWN : KY. NAKAMURA	20051117		

Apr.1.2023 Copyright 2023 HIROSE ELECTRIC CO., LTD. All Rights Reserved.  
In case of consideration for using Automotive equipment / device which demand high reliability, kindly contact our sales window correspondents.

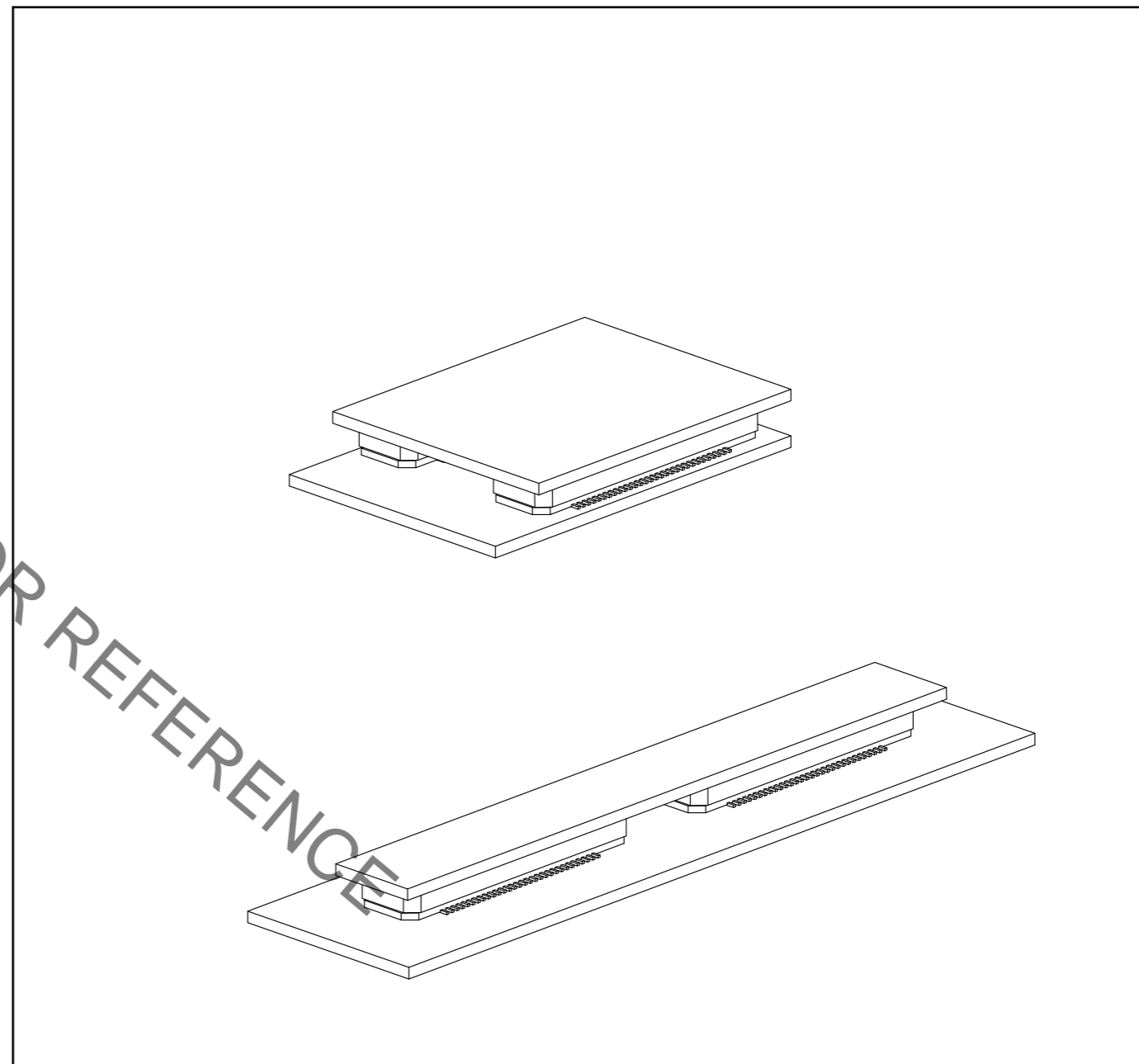
【 Precaution 】

When a board with multiple connectors mounted is mated, the connector may be damaged or deformed.  
Please divide one side of the board so only one connector is mated per board.

OK



NG



<b>HRS</b>	DRAWING NO.	EDC-150845-71-25
	PART NO.	FX8C-140P-SV2(71)
	CODE NO.	CL578-0547-0-71
		2/2