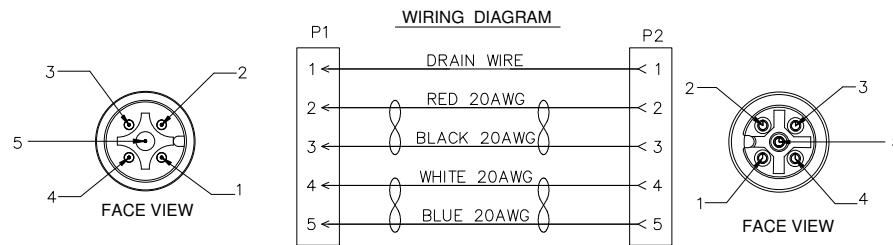
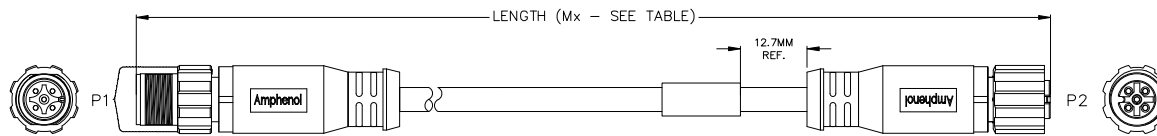


REVISIONS					
REV	ECO	DESCRIPTION	DATE	BY	APPR
A1	--	RELEASE	28MAR16	JAH	KING

TOLERANCE	
0-2.99 M	= +100.0/-25.0mm
3-8.99 M	= +150.0/-25.0mm
9-14.99 M	= +300.0/-25.0mm
15-OVER M	= +450.0/-25.0mm




**TECHNICAL DATA:**

- MATERIALS:**  
 COUPLING NUT: THERMOPLASTIC, NYLON, UL94 V-0;  
 INSULATION INSERT: THERMOPLASTIC, NYLON, UL 94V-0;  
 MACHINED CONTACT: GOLD FLASH PLATING OVER COPPER ALLOY;  
 SEAL: EPDM, RED  
 PREMOLD MATERIAL: HOTMELT, BLACK;  
 OVERMOLD MATERIAL: THERMOPLASTIC, PVC COLOR: GRAY;  
 CABLE, 1P\*20AWG, SIGNAL PAIR, DOUBLE FOAM-PE INSULATOR,  
 1P\*20AWG, POWER PAIR, PVC INSULATOR AND NYLON COATED;  
 CABLE RATING: 80°C, 300V;  
 CABLE JACKET MATERIAL: PVC  
 FIXED INSTALLATION BENDING RADIUS : 7\*OD

- ELECTRICAL DATA:**  
 CURRENT (MAX): 4A  
 VOLTAGE (MAX): 300V  
 DIELECTRIC TEST VOLTAGE: 500V
- MECHANICAL DATA:**  
 TEMPERATURE RANGE: -40°C TO 80°C  
 PROTECTION: IP67 (MATED CONDITION)  
 MATING CYCLES: >100
- RoHS COMPLIANT**

STANDARD VARIANTS	
P/N	LENGTH (METERS)
AM-N05PS-M0.3	0.3
AM-N05PS-M1	1.0
AM-N05PS-M3	3.0
AM-N05PS-M5	5.0
AM-N05PS-M9	9.0
AM-N05PS-M20	20.0

**LABEL DETAIL:**



**CUSTOMER DRAWING**

QUANTITY	PART NUMBER	DESCRIPTION	ITEM
<b>MATERIALS LIST</b>			
UNLESS OTHERWISE SPECIFIED: 1) All dimensions are in metric (mm). 2) Tolerances are as follows: 1 PL DEC 40.30 Fractions 1/64 Angles ±1° 2 PL DEC 40.15 3 PL DEC 40.08 3) Note reference -		SIGNATURES	DATE
DRAWN: FLAN		14AUG15	
CHECKED: CHELSEA		14AUG15	
ENGINEER:			
APPROVAL: KING		14AUG15	
MATERIAL SPECIFICATIONS: NOTED		CUSTOMER: THIS DRAWING IS SUPPLIED FOR INFORMATION ONLY. DESIGN FEATURES, SPECIFICATIONS AND PERFORMANCE DATA SHOWN HEREON ARE THE PROPERTY OF THE AMPHENOL CORPORATION. NO RIGHTS OF REPRODUCTION ARE IMPLIED. ALL DIMENSIONS ARE SUBJECT TO NORMAL MANUFACTURING VARIATIONS.	
PROCESS SPECIFICATIONS: NEXT ASSY:		SIZE: A4 C- SCALE: NONE	DWG NO: AM-N05PS-Mx SHEET 1 OF 1

TITLE: DBL ENDED NMEA 2000 M/F PLUG DWG NO: AM-N05PS-Mx REV: A1 SH: 1 OF: 1