
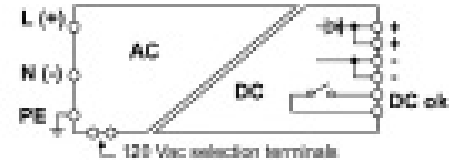
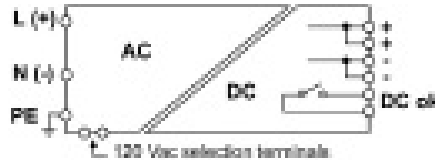


- Single phase input
- Short circuit, overload, input and output overvoltage protection
- Over temperature protection
- Suitable for applications that require high reliability and performance
- Smart alarm contact, signals when output voltage drops more than 10%
- High overload capability to ensure the protection selectivity and start-up of heavy loads



**NOTE**

Please refer to the datasheet for more details.  
Above maximum limit, the protection starts cycling in ON/OFF (reset) (up automatic), the maximum current supplied depends on the line resistance.  
[1] Load voltage set selection through external jumper



CODE	XC5F240C	XC5F240CP
<b>TYPE</b>	DC/DC	DC/DC
<b>INPUT TECHNICAL DATA</b>		
Input rated voltage	120-230 Vac	120-230 Vac
Input voltage AC	80...120 Vac / 185...264 Vac [1]	80...120 Vac / 185...264 Vac [1]
Input voltage DC	30V...345 Vdc	30V...345 Vdc
Frequency	67...42 Hz	67...42 Hz
Current consumption	1.5 A (120 Vac) / 1.8 A (230 Vac)	1.5 A (120 Vac) / 1.8 A (230 Vac)
Inrush peak current	25 A	25 A
Power factor	> 0.6	> 0.6
Internal protection fuse	T 6.3 A	T 6.3 A
External protection on AC line	MCB: C-10 A / Fuse: T 10 A	MCB: C-10 A / Fuse: T 10 A
<b>OUTPUT TECHNICAL DATA</b>		
Output rated voltage	24 Vdc ±1%	24 Vdc ±1%
Output adjustable range	23...27.5 Vdc	23...27.5 Vdc
Continuous current	10 A at 40°C	10 A at 40°C
Overload limiting	15 A for >30 s	15 A for >30 s
Short circuit peak current	25 A for 400 ms	25 A for 400 ms
Ripple & noise voltage	80 mVpp	80 mVpp
Hold up time	30 ms (120 Vac) / 50 ms (230 Vac)	30 ms (120 Vac) / 50 ms (230 Vac)
Status indication	LED "DC OK" / LED "Alarm"	LED "DC OK" / LED "Alarm"
Alarm contact	dry contact, max. 1A @ 24 Vdc (load < 21.4 Vdc)	dry contact, max. 1A @ 24 Vdc (load < 21.4 Vdc)
Parallel connection	possible	possible
Redundant parallel connection	possible with external ORing diode	already fitted with internal ORing diode
<b>GENERAL TECHNICAL DATA</b>		
Efficiency	80% (120 Vac) / 90% (230 Vac)	80% (120 Vac) / 90% (230 Vac)
Dissipated power	32 W (120 Vac) / 27 W (230 Vac)	32 W (120 Vac) / 27 W (230 Vac)
Operating temperature range	-20...+60°C (derating -4 W +65°C)	-20...+60°C (derating -4 W +65°C)
Input / output isolation	3 kVdc / 50 s (SELV output)	3 kVdc / 50 s (SELV output)
Input / ground isolation	1.5 kVdc / 50 s	1.5 kVdc / 50 s
Output / ground isolation	0.5 kVdc / 50 s	0.5 kVdc / 50 s
Standard / approvals	EN 60950-1	EN 60950-1
EMC Standards	EN 61008-6-1, EN 61008-6-2, EN 61008-6-3, EN 61008-6-4	EN 61008-6-1, EN 61008-6-2, EN 61008-6-3, EN 61008-6-4
Overvoltage category / Pollution degree	II / 2	II / 2
Protection degree	IP 20	IP 20
Connection terminal IN/OUT	3.5 mm <sup>2</sup> / 2.5 mm <sup>2</sup>	3.5 mm <sup>2</sup> / 2.5 mm <sup>2</sup>
Mounting material	aluminium	aluminium
Dimensions	43.5x125x148 mm	43.5x125x148 mm
Approximate weight	920 g	920 g
Mounting information	vertical on a rail, 10 mm from adjacent components	vertical on a rail, 10 mm from adjacent components
<b>APPROVALS</b>		
<b>ACCESSORIES</b>		
Mounting rail (ECM715/7155-2.5)	PRO/AC, PRO/AC/CE, PRO/AS, PRO/AS/CE	PRO/AC, PRO/AC/CE, PRO/AS, PRO/AS/CE
Mounting rail (ECM715/7155-10)	PRO/PP, PRO/PP/CE, PRO/PA, PRO/PA/CE	PRO/PP, PRO/PP/CE, PRO/PA, PRO/PA/CE