



Feed-through terminal, Tension-spring connection, Mounting type: Mounting rail TS 35/7.5, Rated cross-section: 10 mm², Width: 10.1 mm, Colour: Yellow

RAL: 1026

Business data

| | |
|--|-----------------------|
| Article number | 3597.8 |
| Article name | ZRK 10/2A YE |
| GTIN (EAN) | 4044211217082 |
| Packaging unit | 50 |
| Quantity unit | PC |
| Weight per piece (not including packaging) | 24.8 g |
| Weight per piece (including packaging) | 26 g |
| Unit of weight | G |
| Customs number | 85369010 |
| Country of origin | CZ |
| Prio-Article | 3597.2 |
| Product description | Feed-through terminal |

Technical data

Dimensions

| | |
|------------------|---------|
| Length | 73.5 mm |
| Width | 10.1 mm |
| Height TS 35/7.5 | 50.5 mm |

Ratings

| | |
|---|--------------------|
| Rated voltage | 1000 V |
| Rated current | 57 A |
| Rated cross-section | 10 mm ² |
| Rated impulse voltage | 8 kV |
| Overvoltage category | III |
| Contamination degree | 3 |
| Maximum power dissipation for nominal condition | 1.82 W |

Connection data

| | |
|--|---------------------------|
| Connection principle | Tension-spring connection |
| Connection position | Diagonal |
| Connections | 2 |
| Number of terminals per level | 2 |
| Number of levels | 1 |
| Wire cross-section single-core (rigid) / stranded, min. | 1.5 mm ² |
| Wire cross-section single core (rigid)/stranded, max. | 16 mm ² |
| Wire cross-section stranded, min. | 1.5 mm ² |
| Wire cross-section stranded, max. | 10 mm ² |
| Wire cross-section stranded with wire-end ferrules, min. | 1.5 mm ² |
| Wire cross-section stranded with wire-end ferrules, max. | 10 mm ² |
| Wire cross-section AWG, min. | 16 |
| Wire cross-section AWG, max. | 6 |
| Stripping length | 18 mm |

Materials

| | |
|---------------------------|---------------|
| Insulation housing | Polyamide 6.6 |
| Flammability class UL 94 | V-0 |
| Working temperature, min. | -40 °C |
| Working temperature, max. | 120 °C |

Technical data

Further technical data

| | |
|-------------------------------------|-------------------------|
| Mounting type | Mounting rail TS 35/7,5 |
| Gauge plug acc. to EN 60 947-1 | B6 |
| Number of cross-connection channels | 2 |
| End plate required | ✓ |
| Number of test pick-off options | 2 |

Environmental Product Compliance

| | |
|--------------------------------|-----|
| REACH Conform | yes |
| REACH Candidate Substance Note | No |
| RoHS Conform | yes |

Approvals

Standards and regulations

| | |
|--------------|----------------|
| EAC approval | TR ZU 004/2011 |
|--------------|----------------|

| | |
|----------------------|-----|
| EAC approval granted | yes |
|----------------------|-----|

CSA approval

| | |
|--------------|--------------|
| CSA approval | C22.2 No 158 |
|--------------|--------------|

| | |
|----------------------|-----|
| CSA approval granted | yes |
|----------------------|-----|

| | |
|-------------------------------|-------|
| CSA Usegroup C: rated voltage | 500 V |
|-------------------------------|-------|

| | |
|-------------------------------|------|
| CSA Usegroup C: rated current | 55 A |
|-------------------------------|------|

| | |
|----------------------------------|----|
| CSA wire cross-section AWG, min. | 16 |
|----------------------------------|----|

| | |
|----------------------------------|---|
| CSA wire cross-section AWG, max. | 6 |
|----------------------------------|---|

| | |
|----------------------|-------|
| CSA stripping length | 18 mm |
|----------------------|-------|

CSAus approval

| | |
|----------------|---------|
| CSAus approval | UL 1059 |
|----------------|---------|

| | |
|------------------------|-----|
| CSAus approval granted | yes |
|------------------------|-----|

| | |
|---------------------------------|-------|
| CSAus Usegroup C: rated voltage | 500 V |
|---------------------------------|-------|

| | |
|---------------------------------|------|
| CSAus Usegroup C: rated current | 55 A |
|---------------------------------|------|

| | |
|------------------------------------|----|
| CSAus wire cross-section AWG, min. | 16 |
|------------------------------------|----|

| | |
|------------------------------------|---|
| CSAus wire cross-section AWG, max. | 6 |
|------------------------------------|---|

| | |
|------------------------|-------|
| CSAus stripping length | 18 mm |
|------------------------|-------|

KEMA KEUR approval

| | |
|--------------------|-------------------|
| KEMA KEUR approval | EN 60947-7-1:2009 |
|--------------------|-------------------|

| | |
|----------------------------|-----|
| KEMA KEUR approval granted | yes |
|----------------------------|-----|

| | |
|--------------------|--------|
| KEMA rated voltage | 1000 V |
|--------------------|--------|

| | |
|--------------------|------|
| KEMA rated current | 57 A |
|--------------------|------|

| | |
|----------------------------|------|
| KEMA rated impulse voltage | 8 kV |
|----------------------------|------|

| | |
|---|---------------------|
| KEMA wire cross-section single core (rigid), min. | 1.5 mm ² |
|---|---------------------|

| | |
|---|--------------------|
| KEMA wire cross-section single-core (rigid), max. | 16 mm ² |
|---|--------------------|

| | |
|--|---------------------|
| KEMA wire cross-section stranded, min. | 1.5 mm ² |
|--|---------------------|

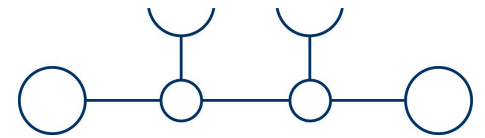
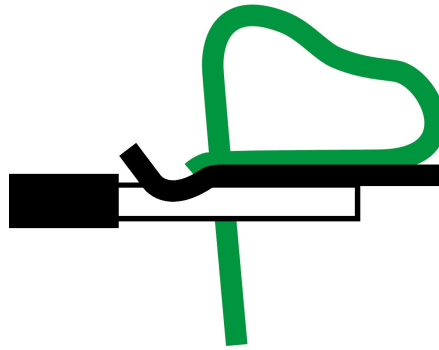
| | |
|--|--------------------|
| KEMA wire cross-section stranded, max. | 16 mm ² |
|--|--------------------|

Approvals

UL Recognized

| | |
|---|---------|
| UL approval | UL 1059 |
| UL Usegroup B: rated voltage | 500 V |
| UL Usegroup B: rated current | 55 A |
| UL Usegroup C: rated voltage | 500 V |
| UL Usegroup C: rated current | 55 A |
| UL Usegroup D: rated voltage | 500 V |
| UL Usegroup D: rated current | 55 A |
| UL wire cross-section single-core (rigid) AWG, min. | 16 |
| UL wire cross-section single-core (rigid) AWG, max. | 6 |
| UL wire cross-section stranded AWG, min. | 16 |
| UL wire cross-section stranded AWG, max. | 6 |
| UL wire material | Cu |
| UL factory wiring | 1 |
| UL field wiring | 1 |
| UL Recognized | 1 |

Media



Accessories


End plate



End plate, Width: 2 mm, Colour: Beige

| Article number | Article name | GTIN (EAN) | Packaging unit |
|----------------|--------------|---------------|----------------|
| <u>3788.2</u> | ZAP 10/2A BG | 4044211061159 | 20 |

End stop



End stop, Mounting type: Mounting rail TS 35/7.5 and TS 35/15, Width: 6 mm, Colour: Beige

| Article number | Article name | GTIN (EAN) | Packaging unit |
|----------------|--------------|---------------|----------------|
| <u>3748.2</u> | ZES 35 BG | 4044211060572 | 50 |


Insulated cross-connector



Insulated cross-connector, No. of poles: 2, Mounting type: Plug in, Width: 17.4 mm, Rated cross-section: 10 mm², Colour: Yellow

| Article number | Article name | GTIN (EAN) | Packaging unit |
|----------------|--------------|---------------|----------------|
| <u>3789.8</u> | ZQI 10/2 YE | 4044211061173 | 20 ST |

Quick marking



Terminal marker / Pocket Maxicard, Length: 5 mm, Width: 8 mm, Colour: White

| Article number | Article name | GTIN (EAN) | Packaging unit |
|----------------|----------------|---------------|----------------|
| <u>9323.7</u> | PMC SB 8/40 WH | 4044211129231 | 400 ST |

Four-way cover

Data sheet

3597.8 ZRK 10/2A YE

Cover, Width: 40.4 mm, Colour: Yellow



Article number

Article name

GTIN (EAN)

Packaging unit

3709.0

ZAD 10/4/B YE

4044211060275

20 ST