
**Happy Rain Cloud
PCB Blinky Badge Solder Kits**

FEATURES

- ◆ Self-flashing fast/slow RGB LEDs!
- ◆ ON/OFF switch
- ◆ Battery included
- ◆ Magnets and adhesive pin for “pinning” and making it wearable

APPLICATIONS

- ◆ Unbridled Joy
- ◆ Learning or teaching soldering skills
- ◆ PCB badge collections

DESCRIPTION

This is a bright, colorful, eye-catching, easy, fun blinky board soldering kit. It may be a simple rain cloud blinky board, but it has 3 self-flashing rainbow LEDs that act as the clouds rain drops! It also has an on/off switch and **includes a CR2032 battery**. If that’s not enough we also included a super-strong neodymium magnet, and an adhesive pin. We’re all about options!



After assembly:



INSTRUCTIONS:

1. Solder Right-angle Switch
Note: Be careful not to bridge the pads

2. Solder LEDs


Front of board with switch:



Front of board with LEDs:



Back of board with switch:



Back of board with LEDs:



3. Solder Battery Holder

Front of board with battery holder:



4. Put in the battery and turn it on!


Front of board:



Back of board with battery holder:




Back of board:





5. Attach Adhesive pin or Magnet

Adhesive pin:



Magnet:



YOU MAY ALSO LIKE

ASC-0001

Angry Storm Cloud

PCB Blinky Badge Solder kit



CONNECT WITH US!

We love to see what you do with our products!
Tag us in your posts and use #AlpenglowInd or
#alpenglowindustries.

Instagram: @AlpenglowInd

YouTube: Alpenglow Industries

Email: info@alpenglowindustries.com