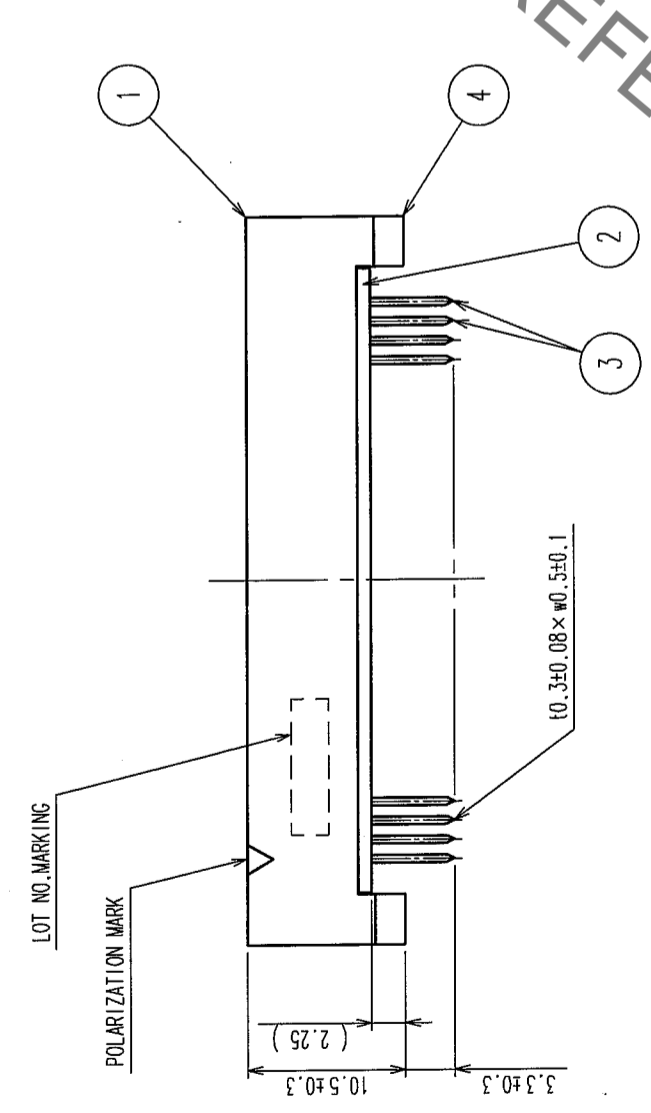
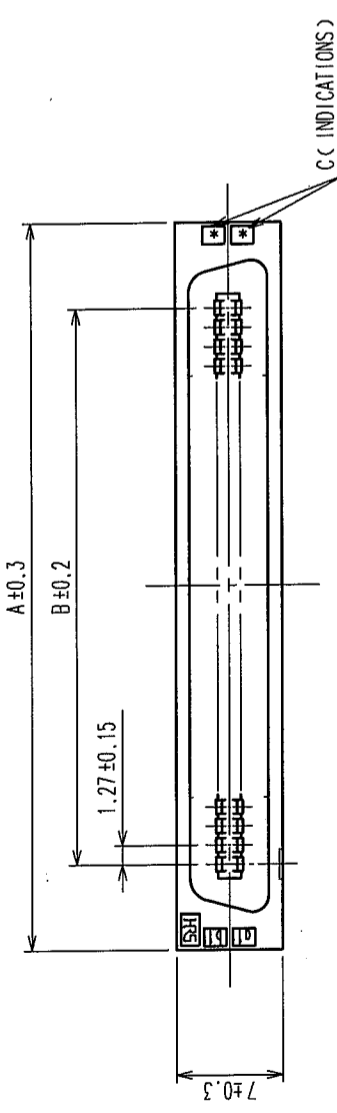
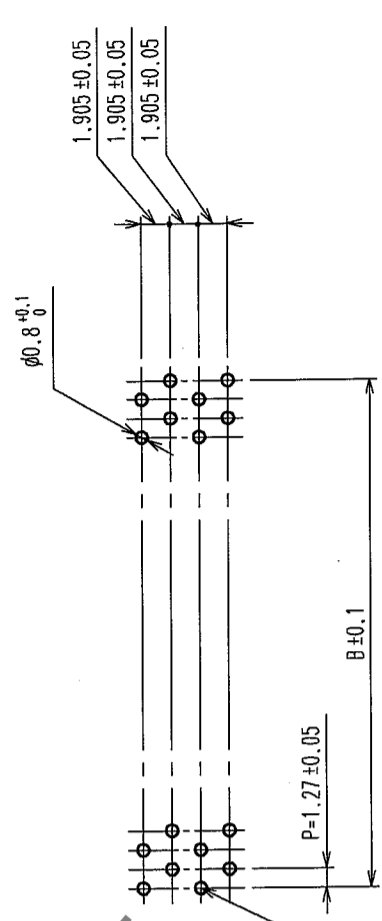


COUNT	DESCRIPTION OF REVISIONS	BY	CHKD	DATE	COUNT	DESCRIPTION OF REVISIONS	BY	CHKD	DATE
△					△				
△					△				
△					△				

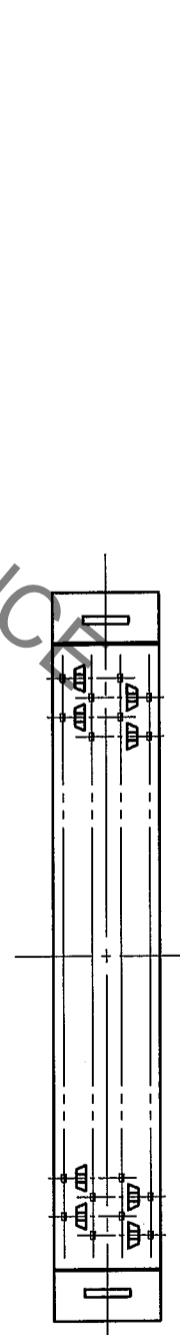


RECOMMEND PC BOARD HOLE PATTERN (MOUNTING SIDE)
t=1.6



PART No.	CODE No.	A	B	C
FX2C2-20P-1.27DSA(71)	CL572-2221-5-71	20	22.75	11.43
FX2C2-32P-1.27DSA(71)	CL572-2222-8-71	32	30.37	19.05
FX2C2-40P-1.27DSA(71)	CL572-2223-0-71	40	35.45	24.13
FX2C2-52P-1.27DSA(71)	CL572-2224-3-71	52	43.07	31.75
FX2C2-60P-1.27DSA(71)	CL572-2225-6-71	60	48.15	36.83
FX2C2-68P-1.27DSA(71)	CL572-2226-9-71	68	53.23	41.91
FX2C2-80P-1.27DSA(71)	CL572-2227-1-71	80	60.85	49.53
FX2C2-100P-1.27DSA(71)	CL572-2228-4-71	100	73.55	62.23
FX2C2-120P-1.27DSA(71)	CL572-2229-7-71	120	86.25	74.93

NOTES 1. THE DIMENSIONS IN PARENTHESES ARE FOR REFERENCE.
2. NUMBER OF PIN.



NO.	MATERIAL	FINISH, REMARKS	NO.	MATERIAL	FINISH, REMARKS
4	POLYAMIDE	BLACK	3	PHOSPHOR BRONZE	
1,2	POLYAMIDE	BLACK			

CODE NO. (OLD)	DRAWN	DESIGNED	CHECKED	APPROVED	RELEASED
CL	I. OKAYAMA	K. NAKAMURA	H. OKAWA	H. OKAWA	
	04.06.02	04.06.02	04.06.02	04.06.09	04.06.09

DRAWING NO.	PART NO.
EDC3-083049-21	FX2C2-**-P-1.27DSA(71)
SCALE	CODE NO.
FREE	CL572
UNITS	
MM	

TO	
PCK	