



Que-2-TXT™
Questions?
scan to text us fast



HID EQUAL LED LAMPS

LARGE GEN 4 OMNI



specifications

Consumption	Voltage	CRI	Lens	Heat Sink	L70 hours	Surge Protection	Ambient Temp (F)	Power Factor	UL listing	THC	Beam Angle	Enclosed Fixture Rated
75W - 100W	100 - 277 V ⚡	> 80	clear polycarbonate	aluminum	50,000	6 KV built-in	-40° - 113°	> 0.9	damp location	< 20%	omni-directional	yes

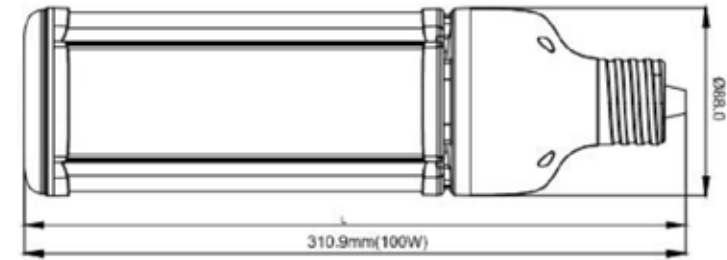
select your lamp

Part Number	Color Temp	Base	Lumen Output	Efficacy	Consumption
GI-CC-360D400-UL4	4000K	EX39	15,000	155 lm / W	75W - 100W selectable
GI-CC-360C400-UL4	5000K	EX39	15,000	155 lm / W	75W - 100W selectable
GI-CC-360CCT400-UL4	4000K / 5000K selectable	EX39	15,000	155 lm / W	75W - 100W selectable



other

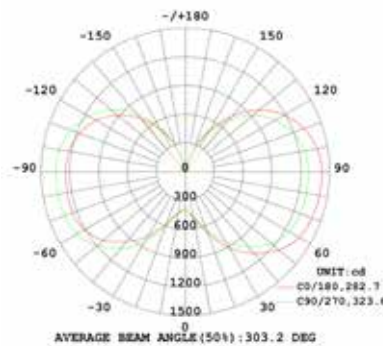
Dimensions	Warranty	Weight	Case QTY
10.83" (L) x 4.84" (D)	6 years	4 lbs	6 pcs




Features

- ▶ 6 Year warranty
- ▶ 50,000 hour LED lifespan based on IES LM-80 results and TM-21 calculations
- ▶ Shatterproof

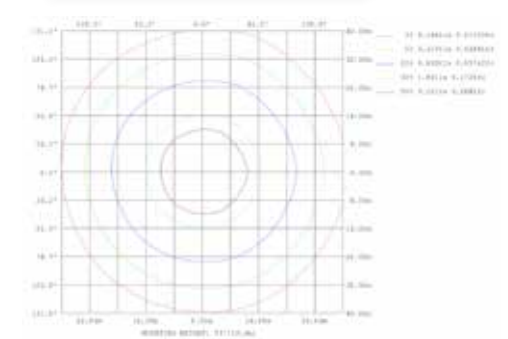
Luminous Intensity Distribution



Distance vs Illumination



Isolux Diagram



Not all product variations listed on this page may be DLC qualified. Visit www.designlights.org/search to confirm qualification.



/greenignite
@greenignite



www.greenignite.com



info@greenignite.com



1-877-560-3779